

Connectivity
Smart Home system
Building automation
Accessories for heating systems

Digital services	11.1
– System operation with ViCare app, system management with ViGuide, smart thermostats, Energy Management	
Connectivity and individual room control via WiFi with Vitoconnect	11.2
– Vitoconnect and accessories including ViCare thermostatic radiator valve, climate sensor, etc.	
– ViCare Smart Climate	
Building automation for devices with LON interface	11.4
– Vitogate 200, type KNX (for KNX systems)	
– Vitogate 300, type BN/MB (for BACnet/Modbus systems)	
Building automation for devices with CAN bus interface	11.5
– WAGO gateway, type KNX/TP (for KNX systems)	
– WAGO gateway, type MB/TCP and type MB/RTU (for Modbus systems)	
Vitotronic 200-H	11.6
Heating circuit control units	
Control unit accessories	11.7
– Mixers	
– Mixer motors and sensors	
– Temperature controllers	
Low loss headers	11.8
Vitaset Aqua	11.9
Water purification	

Viessmann's integrated range of solutions

Value added services

Digital services



ViCare



ViGuide

Connectivity and platforms

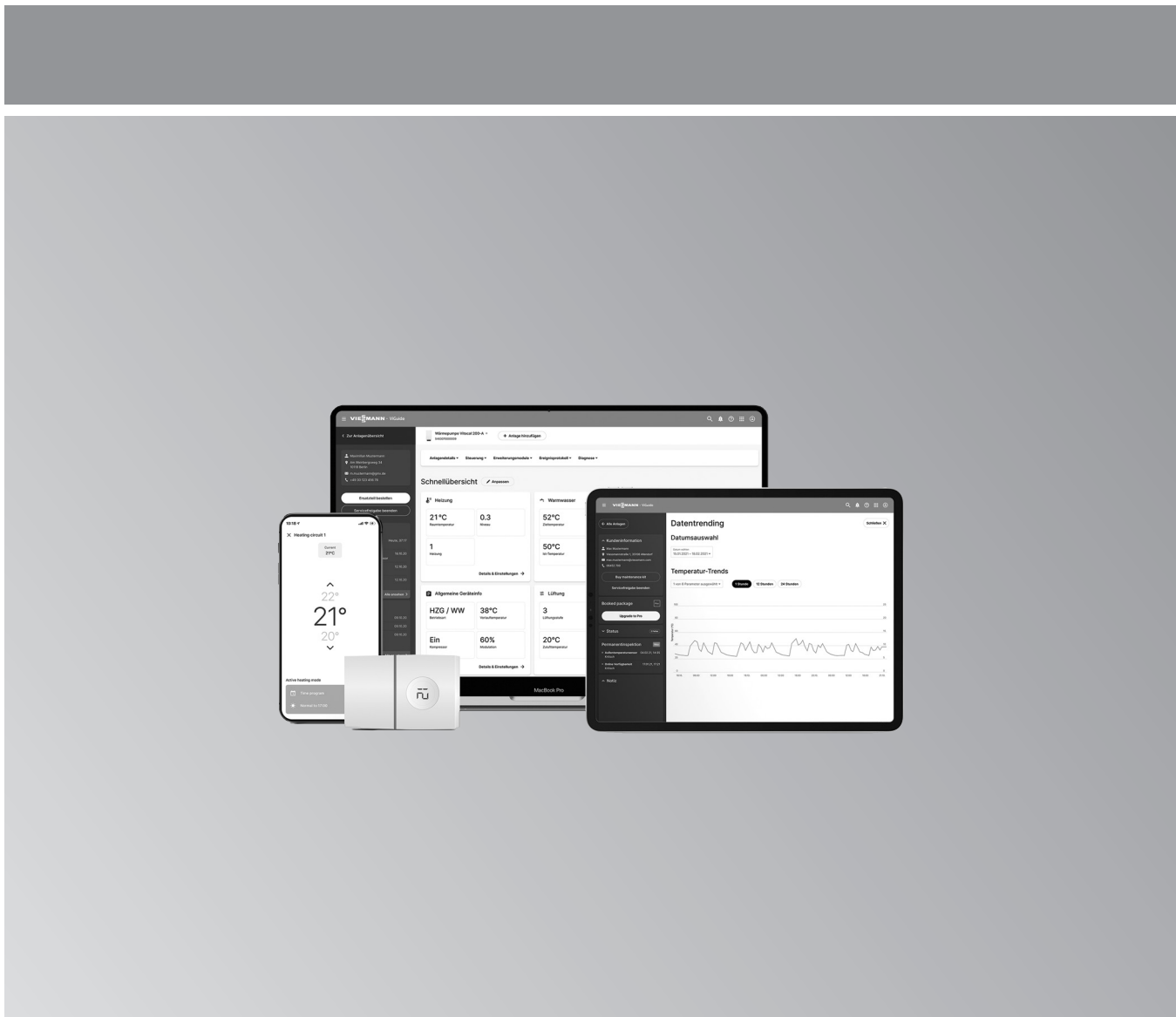
Vitoconnect

Products & systems

VITOGATE 200 **VITOGATE 300** WAGO gateway

VITOTRONIC 200-H

Vitaset Aqua and smart thermostats



Digital services

Digital Services complement the range of products and support system operators in controlling and trade partners in commissioning and servicing the systems. This makes them an indispensable part of Viessmann's integrated range of services.

Digital Services come in versions with different levels of features, which may be provided free of charge or charged for.

Software-based solutions allow systems to be adapted more specifically to the individual customer's requirements.

- The combination of hardware and Digital Services promotes the responsible use of resources.
- Partners and their customers only pay for services agreed on and purchased.
- Software updates, the integration of Digital Services and the incorporation into platforms ensure that Viessmann products are always up to date.

Digital services

Mobile applications

Mobile applications for system operators

Communication technology

ViCare app

The ViCare app enables the system user to control their system via smartphone or tablet. The ViCare app makes system operation extremely convenient for users. The app focuses on the user's needs and is consequently designed with these in mind.



Additional functions can be added subject to a charge. See the Apple App Store or Google Play Store.

Significant product features:

- Overview of temperatures of connected heating circuits. Up to 3 heating circuits are possible.
- Direct selection of required temperatures and heating times at heating circuit level or room control level, if individual room control is activated
- Adjustments are supported by intelligent assistant functions, e.g. heating time assistant
- Controlling DHW temperatures and times
- Option to link to contractor
- Push notification if a system fault occurs
- Error notification in plain text
- Voice control of the system via speech assistant possible (e.g. Amazon Alexa or Google Home). Does not work in LT/LV/EE.

System requirements:

- Viessmann system that can be connected via Vitoconnect or an integral communication module.
- WiFi in the building
- Internet access
- Smartphone or tablet with operating system:
 - iOS
 - Android

Notes:

- Observe the terms of use when utilising the ViCare app.
- Available features depend on the Viessmann system used and its firmware version.
- Max. 2 systems and max. 2 communication modules can be controlled with just one account
- For more information on system requirements as well as the registration and use of the ViCare app. see www.vicare.info and Apple App Store or Google Play Store.

Mobile applications for trade partners

Tools for service, maintenance and commissioning

MG N

ViGuide

ViGuide lets you commission Viessmann appliances with integral communication module quickly and easily. ViGuide guides you through the commissioning process step by step, thus ensuring that all required commissioning steps are performed fully and in the correct sequence.

With its multiple functions, ViGuide enables better service and better maintenance of the appliance. This lets you optimise work processes and make servicing and maintenance even more customer-friendly for the system operator. For further information on the individual features and their use, see www.viguide.info



Significant product features:

- Guided commissioning process for all appliances with integral communication module as well as ViCare components and energy management system
- Advanced settings for commissioning, e.g. time programs, heating circuit settings, heating curves and settings for DHW heating
- Guided parts replacement
- Acceptance report for completed commissioning jobs
- Quick overview of general appliance status
- Overview with current and historic system messages
- Detailed view of selected appliance parameters
- Jump/redirection to spare part app enables direct ordering of spare parts.
- Automatic message forwarding from the system to an email address

System and usage requirements

For access from the office or when out and about (via internet):

- Viessmann system that can be connected via Vitoconnect or an integral communication module.
- Mobile device (e.g. smartphone, tablet or PC) with internet access and up to date web browser (e.g. Mozilla Firefox, Apple Safari, Microsoft Edge or Google Chrome)

For local access at the appliance (via local direct connection):

- Viessmann system that can be connected via an integral communication module.
- Mobile device (e.g. smartphone, tablet or PC) with active WiFi connection and the latest ViGuide app (available from the Apple App Store and Google Play Store)

Notes:

- The functions of ViGuide depend on the respective appliance, the control unit installed and the firmware version (see www.viguide.info)
- Observe the ViGuide terms of use.
- For further information on the system requirements and the registration and use of ViGuide, see www.viguide.info

ViGuide Plus (does not work in LT/LV/EE)

Includes all ViGuide functions available free of charge and enhances these with a useful analytic function for even faster and more effective service.

Significant product features:

- Read and modify enhanced parameters.
- Track parameter modifications.
- Obtain a system overview.
- Record operating data across different time periods.
- Guided troubleshooting

Notes:

- ViGuide Plus must be booked once for each system and usage (runtime 28 days, ends automatically).
- The functions of ViGuide depend on the control unit installed and the corresponding firmware version (see www.viguide.info).
- Observe the ViGuide terms of use.
- For further information on the system requirements and the registration and use of ViGuide, see www.viguide.info

11.1

Digital services

Mobile applications

Mobile applications for trade partners		
Tools for service, maintenance and commissioning		MG N
<p>ViGuide Pro (does not work in LT/LV/EE) Includes all ViGuide and ViGuide Plus functions available free of charge and enhances these with additional functions for remote servicing and remote optimisation. Particularly suitable for optimising costs in case of new and existing maintenance contracts.</p> <p>Significant product features:</p> <ul style="list-style-type: none">■ Permanent digital remote inspection■ Predictive error and fault detection■ Automatic recommendation for system optimisation <p>Notes:</p> <ul style="list-style-type: none">■ ViGuide Pro must be booked once for each system (runtime 1 year, renewed automatically)■ The functions of ViGuide depend on the control unit installed and the corresponding firmware version (see www.viguide.info).■ Observe the ViGuide terms of use.■ For further information on the system requirements and the registration and use of ViGuide, see www.viguide.info		

Connected Services		
<p>Smart thermostats</p>		<p>MG Y</p>
<p>ViCare thermostat (2-point controller) System-integrated room thermostat solution for full compatibility with Viessmann heating systems.</p> <p>The virtual room thermostat is particularly unobtrusive and blends optimally into the living space. Full system integration offers improved room temperature control whilst ensuring the best possible efficiency. Commissioning with Vitoguide is part of the solution.</p> <p>Significant product features:</p> <ul style="list-style-type: none"> ■ Temperature controller "Class IV": Two-point controller ■ Convenient operation via ViCare app ■ Time programs and quick select options ■ Offline operation ■ Low power radio connection ■ Battery operation <p>System and usage requirements:</p> <ul style="list-style-type: none"> ■ System with 1 direct heating circuit ■ Heat generator with integral WiFi interface <ul style="list-style-type: none"> - Vitodens 100-W, 111-W - Vitodens 111-F, 141-F - Vitodens 100-E - Vitodens 050-W ■ Smartphone internet connection for lodging license keys ■ Viessmann account ■ Commissioning with Vitoguide ■ Smartphone: <ul style="list-style-type: none"> - Smartphone with iOS operating system - Smartphone with Android operating system <p>Recommended requirements for the system operator:</p> <ul style="list-style-type: none"> ■ Smartphone: <ul style="list-style-type: none"> - Smartphone with iOS operating system - Smartphone with Android operating system ■ Active internet connection of heat generator <p>Standard delivery:</p> <ul style="list-style-type: none"> ■ Climate sensor ■ Licence key: Smart thermostat with 2-point room temperature control <p>Notes:</p> <ul style="list-style-type: none"> ■ For more information on system requirements and to register and use the ViCare thermostat, please visit www.vicare.info ■ Observe the ViCare terms of use. 	<p>ZK05990 106,-</p>	<p>Part no. Euro</p>

Digital services

Mobile applications

Connected Services		
Smart thermostats		MG Y
<p>ViCare thermostat (modulating) System-integrated room thermostat solution for full compatibility with Viessmann heating systems.</p> <p>The virtual room thermostat is particularly unobtrusive and blends optimally into the living space. Full system integration offers improved room temperature control whilst ensuring the best possible efficiency. Part of the solution is commissioning with Vitoguide and remote access via Vitoguide.</p> <p>Significant product features:</p> <ul style="list-style-type: none"> ■ Temperature controller "Class V", modulating ■ Convenient operation via ViCare app ■ Time programs and quick select options ■ Offline operation ■ Low power radio connection ■ Battery operation <p>System and usage requirements:</p> <ul style="list-style-type: none"> ■ System with 1 direct heating circuit ■ Heat generator with integral WiFi interface <ul style="list-style-type: none"> - Vitodens 100-W, 111-W - Vitodens 111-F, 141-F - Vitodens 100-E - Vitodens 050-W ■ Smartphone internet connection for lodging license keys ■ Viessmann account ■ Commissioning with Vitoguide ■ Smartphone: <ul style="list-style-type: none"> - Smartphone with iOS operating system - Smartphone with Android operating system <p>Recommended requirements for the system operator:</p> <ul style="list-style-type: none"> ■ Smartphone: <ul style="list-style-type: none"> - Smartphone with iOS operating system - Smartphone with Android operating system ■ Active internet connection of heat generator <p>Standard delivery:</p> <ul style="list-style-type: none"> ■ Climate sensor ■ Licence key: Smart thermostat with modulating room temperature control <p>Notes:</p> <ul style="list-style-type: none"> ■ For more information on system requirements and to register and use the ViCare thermostat, please visit www.vicare.info ■ Observe the ViCare terms of use. 	ZK05991 118,-	Part no. Euro

Energy management

Energy management

Viessmann energy management

Viessmann energy management is already integrated into all Viessmann heat pumps with One Base and photovoltaic inverter/power storage systems. It enables balanced operation of those components in the building that generate, consume or store power. Its focus is on optimised self-consumption of self-generated PV power. Information is available in real time and for up to two years in the history. The ViCare app illustrates how much CO² is saved by the system. On request, customers can add further optimisation stages in the ViCare app.

Significant product features:

- General
 - Live view of energy flows in the home, for generation, storage and consumption, including a 2-year history in the ViCare app and ViGuide
- With photovoltaics and heat pump
 - View of self-consumption, autonomy and CO² reduction
 - PV self-consumption optimisation
- With photovoltaics, power store and heat pump
 - Self-consumption, autonomy, CO² reduction and battery charge level
 - PV self-consumption optimisation taking into account the power storage system

Supported Viessmann systems:

- Vitocharge VX3 power storage system, also with heat pump (from 11/2017) connected to the Vitocharge VX3 via Vitoconnect, type OPTO2 and EEBUS or with heat pumps with integral communication module and 7 inch touch display
- Heat pump with integral communication module and 7 inch touch display in conjunction with a photovoltaic system from a third party supplier (requires additional energy meters)

System and usage requirements:



- Commissioning: ViGuide from Viessmann trade partner
- Mobil operation: ViCare app from system operator
- Monitoring: ViGuide from the Viessmann trade partner (after service clearance)
- The full range of functions requires the installation of Viessmann energy meters, see link.viessmann.com/energymanagement

Notes:

- Observe the terms of use when utilising the ViCare app and ViGuide.
- For further information on the system requirements and the registration and use
 - ViCare app, see www.vicare.info
 - ViGuide solution, see www.viguide.info
 - Energy management, see link.viessmann.com/energymanagement

Digital services

Mobile applications

Energy management			
Photovoltaics			MG T
3-phase energy meter for 2-stage self-consumption <ul style="list-style-type: none"> ■ With CAN bus interface ■ To ensure the heat pump makes optimum use of self-generated power from a photovoltaic system. ■ For processing data at the grid connection point for Viessmann One Base heat pumps. ■ AR-N (E380CA) phase-balancing bidirectional meter 		ZK06026 296,-	Part no. Euro
3-phase energy meter for 2-stage self-consumption <ul style="list-style-type: none"> ■ With CAN bus interface ■ To ensure the heat pump makes optimum use of self-generated power from a photovoltaic system. ■ For processing data at the grid connection point for Viessmann One Base heat pumps. ■ Non-balancing bidirectional meter (the currents in the same metering direction are totalled) (Welmec E380CW) ■ 		ZK06027 296,-	Part no. Euro
Energy management accessories			MG T
Solar-Log BASE 15 to 15 kWp EMS gateway Gateway for connecting third party inverters to Viessmann One Base systems up to 15 kWp installed photovoltaic generator output, connected directly to the Solar-Log BASE 15. <ul style="list-style-type: none"> ■ Extendible to a photovoltaic generator output of up to 30 kWp with an extension licence. 		7984264 528,-	Part no. Euro
Extension licence to 30 kWp BASE 15 Licence for extending the installable photovoltaic generator output downstream of the Solar-Log BASE 15 to 30 kWp (one-off payment)		7984265 64,-	Part no. Euro
Solar-Log 1TE DIN Rail 15 W power supply unit Power supply unit for installation on the top-hat rail in the control panel		7984266 30,-	Part no. Euro
Solar-Log 24 V plug-in power supply unit Power supply unit for power supply from the 230 V mains socket		7984267 30,-	Part no. Euro
Control panel package - over 15 kWp to 30 kWp Connection of a third party photovoltaic inverter via the Solar-Log BASE 15 gateway for installed generated output in excess of 15 kWp with Viessmann heat pumps with One Base. <ul style="list-style-type: none"> ■ Solar-Log BASE 15 gateway ■ Licence ■ Top-hat rail power supply unit 		ZK07159 622,-	Part no. Euro
Plug-in power supply unit package - over 15 kWp to 30 kWp Connection of a third party photovoltaic inverter via the Solar-Log BASE 15 gateway for installed generated output in excess of 15 kWp with Viessmann heat pumps with One Base. <ul style="list-style-type: none"> ■ Solar-Log BASE 15 gateway ■ Licence ■ Plug-in power supply unit 230 V 		ZK07160 622,-	Part no. Euro
Control panel package - up to 15 kWp Connection of a third party photovoltaic inverter via the Solar-Log BASE 15 gateway for installed generated output up to 15 kWp with Viessmann heat pumps with One Base. <ul style="list-style-type: none"> ■ Solar-Log BASE 15 gateway ■ Top-hat rail power supply unit 		ZK07161 558,-	Part no. Euro
Plug-in power supply unit package - up to 15 kWp Connection of a third party photovoltaic inverter via the Solar-Log BASE 15 gateway for installed generated output up to 15 kWp with Viessmann heat pumps with One Base. <ul style="list-style-type: none"> ■ Solar-Log BASE 15 gateway ■ Plug-in power supply unit 230 V 		ZK07162 558,-	Part no. Euro

11.1

Energy management		
Energy management accessories		MG T
<p>Control panel package - over 15 kWp with connection to mains connection point (A-RN) Connection of a third party photovoltaic inverter via the Solar-Log BASE 15 gateway for installed generated output in excess of 15 kWp with Viessmann heat pumps with One Base. Utilisation of information at the mains connection point in both directions for system optimisation when using A-RN measurement method. For processing data at the grid connection point for Viessmann One Base appliances and systems</p> <ul style="list-style-type: none"> ■ Solar-Log BASE 15 gateway ■ Licence ■ Top-hat rail power supply unit ■ Energy meter E380CA 	ZK07163 918,-	Part no. Euro
<p>Plug-in power supply unit package - over 15 kWp with connection to mains connection point (A-RN) Connection of a third party photovoltaic inverter via the Solar-Log BASE 15 gateway for installed generated output in excess of 15 kWp with Viessmann heat pumps with One Base. Utilisation of information at the mains connection point in both directions for system optimisation when using A-RN measurement method. For processing data at the grid connection point for Viessmann One Base appliances and systems</p> <ul style="list-style-type: none"> ■ Solar-Log BASE 15 gateway ■ Licence ■ Plug-in power supply unit 230 V ■ Energy meter E380CA 	ZK07164 918,-	Part no. Euro
<p>Control panel package - over 15 kWp with connection to mains connection point (Welmec) Connection of a third party photovoltaic inverter via the Solar-Log BASE 15 gateway for installed generated output in excess of 15 kWp with Viessmann heat pumps with One Base. Utilisation of information at the mains connection point in both directions for system optimisation when using Welmec measurement method. For processing data at the grid connection point for Viessmann One Base appliances and systems</p> <ul style="list-style-type: none"> ■ Solar-Log BASE 15 gateway ■ Licence ■ Top-hat rail power supply unit ■ Energy meter E380CW 	ZK07165 918,-	Part no. Euro
<p>Mains socket package - over 15 kWp with connection to mains connection point (Welmec) Connection of a third party photovoltaic inverter via the Solar-Log BASE 15 gateway for installed generated output in excess of 15 kWp with Viessmann heat pumps with One Base. Utilisation of information at the mains connection point in both directions for system optimisation when using Welmec measurement method. For processing data at the grid connection point for Viessmann One Base appliances and systems</p> <ul style="list-style-type: none"> ■ Solar-Log BASE 15 gateway ■ Licence ■ Plug-in power supply unit 230 V ■ Energy meter E380CW 	ZK07166 918,-	Part no. Euro
<p>Energy meter package for base optimisation photovoltaics - heat pump Including mains connection point (A-RN) Connection of a Viessmann heat pump with One Base and a third party inverter. AC-side connection of the inverter via meter (1) and utilisation of information at the mains connection point in both directions for system optimisation via meter (2) when using A-RN measurement method.</p> <ul style="list-style-type: none"> ■ 2 energy meters E380CA 	ZK07167 592,-	Part no. Euro

11.1

Digital services

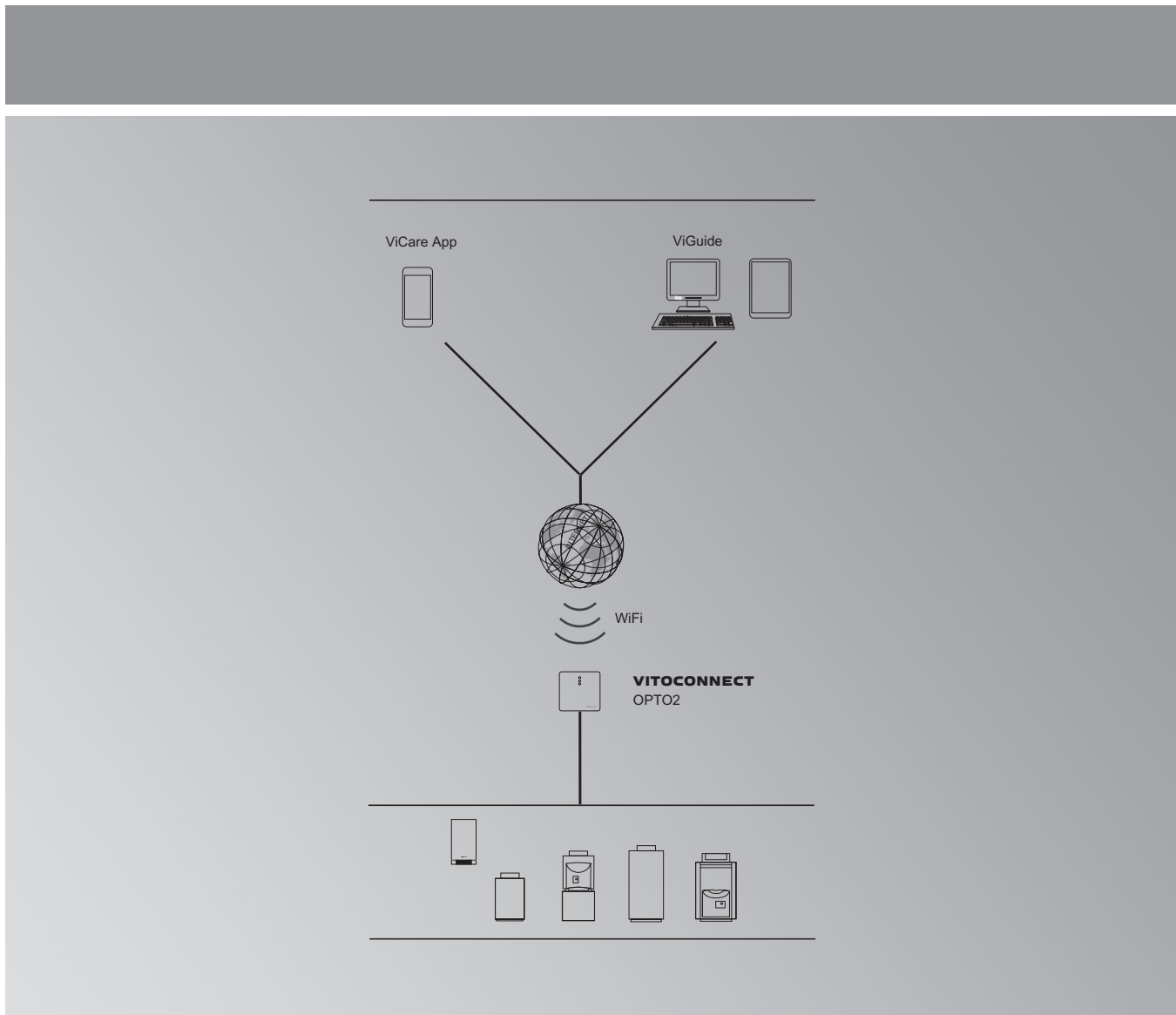
Mobile applications

Energy management			
Energy management accessories			MG T
Energy meter package for base optimisation photovoltaics - heat pump Including mains connection point (Welmec) Connection of a Viessmann heat pump with One Base and a third party inverter. AC-side connection of the inverter via meter (1) and utilisation of information at the mains connection point in both directions for system optimisation via meter (2) when using Welmec measurement method. <ul style="list-style-type: none"> ■ 2 energy meters E380CW 		ZK07168 592,-	Part no. Euro
Control panel package - up to 15 kWp with connection to mains connection point (A-RN) Connection of a third party photovoltaic inverter via the Solar-Log BASE 15 gateway for installed generated output up to 15 kWp with Viessmann heat pumps with One Base. Utilisation of information at the mains connection point in both directions for system optimisation when using A-RN measurement method <ul style="list-style-type: none"> ■ Solar-Log BASE 15 gateway ■ Top-hat rail power supply unit ■ Energy meter E380CA 		ZK07200 854,-	Part no. Euro
Plug-in power supply unit package - up to 15 kWp with connection to mains connection point (A-RN) Connection of a third party photovoltaic inverter via the Solar-Log BASE 15 gateway for installed generated output up to 15 kWp with Viessmann heat pumps with One Base. Utilisation of information at the mains connection point in both directions for system optimisation when using A-RN measurement method <ul style="list-style-type: none"> ■ Solar-Log BASE 15 gateway ■ Plug-in power supply unit 230 V ■ Energy meter E380CA 		ZK07201 854,-	Part no. Euro
Control panel package - up to 15 kWp with connection to mains connection point (Welmec) Connection of a third party photovoltaic inverter via the Solar-Log BASE 15 gateway for installed generated output up to 15 kWp with Viessmann heat pumps with One Base. Utilisation of information at the mains connection point in both directions for system optimisation when using Welmec measurement method <ul style="list-style-type: none"> ■ Solar-Log BASE 15 gateway ■ Top-hat rail power supply unit ■ Energy meter E380CW 		ZK07202 854,-	Part no. Euro
Mains socket package - up to 15 kWp with connection to mains connection point (Welmec) Connection of a third party photovoltaic inverter via the Solar-Log BASE 15 gateway for installed generated output up to 15 kWp with Viessmann heat pumps with One Base. Utilisation of information at the mains connection point in both directions for system optimisation when using Welmec measurement method <ul style="list-style-type: none"> ■ Solar-Log BASE 15 gateway ■ Plug-in power supply unit 230 V ■ Energy meter E380CW 		ZK07203 824,-	Part no. Euro

Connectivity with WiFi and Vitoconnect

System operation/system management

via the internet



Connectivity with WiFi and Vitoconnect

System operation with the ViCare app and system management via ViGuide

- With the **ViCare app**, system operation is even more convenient for the user and requires no prior knowledge of heating technology. For further information on the ViCare app, see www.vicare.info
- **ViGuide** lets the contractor access all systems equipped with Vitoconnect and connected to the internet. The system operator must have granted service clearance. For further information on the ViGuide app, see www.viguide.info
- With **Vitoconnect, type OPTO2**, an internet connection to the system can be established via WiFi.

11.2

8/2023

5812154

VICARE APP

Remote control

Communication technology

Communication technology

ViCare app

The ViCare app enables the system user to control their system via smartphone or tablet. The ViCare app makes system operation extremely convenient for users. The app focuses on the user's needs and is consequently designed with these in mind.



Additional functions can be added subject to a charge. See the Apple App Store or Google Play Store.

Significant product features:


- Overview of temperatures of connected heating circuits. Up to 3 heating circuits are possible.
- Direct selection of required temperatures and heating times at heating circuit level or room control level, if individual room control is activated
- Adjustments are supported by intelligent assistant functions, e.g. heating time assistant
- Controlling DHW temperatures and times
- Option to link to contractor
- Push notification if a system fault occurs
- Error notification in plain text
- Voice control of the system via speech assistant possible (e.g. Amazon Alexa or Google Home). Does not work in LT/LV/EE.

System requirements:

- Viessmann system that can be connected via Vitoconnect or an integral communication module.
- WiFi in the building
- Internet access
- Smartphone or tablet with operating system:
 - iOS
 - Android

Notes:


- Observe the terms of use when utilising the ViCare app.
- Max. 2 systems and max. 2 communication modules can be controlled with just one account
- Available features depend on the Viessmann system used and its firmware version.
- For more information on system requirements as well as the registration and use of the ViCare app, see www.vicare.info and Apple App Store or Google Play Store.

<p>Communication technology</p>		
<p>Tools for service, maintenance and commissioning</p>		<p>MG N</p>
<p>ViGuide</p> <p>ViGuide lets you commission Viessmann appliances with integral communication module quickly and easily. ViGuide guides you through the commissioning process step by step, thus ensuring that all required commissioning steps are performed fully and in the correct sequence. With its multiple functions, ViGuide enables better service and better maintenance of the appliance. This lets you optimise work processes and make servicing and maintenance even more customer-friendly for the system operator. For further information on the individual features and their use, see www.viguide.info</p>  <p>Significant product features:</p> <ul style="list-style-type: none"> ■ Guided commissioning process for all appliances with integral communication module as well as ViCare components and energy management system ■ Advanced settings for commissioning, e.g. time programs, heating circuit settings, heating curves and settings for DHW heating ■ Guided parts replacement ■ Acceptance report for completed commissioning jobs ■ Quick overview of general appliance status ■ Overview with current and historic system messages ■ Detailed view of selected appliance parameters ■ Jump/redirection to spare part app enables direct ordering of spare parts. ■ Automatic message forwarding from the system to an email address <p>System and usage requirements</p> <p>For access from the office or when out and about (via internet):</p> <ul style="list-style-type: none"> ■ Viessmann system that can be connected via Vitoconnect or an integral communication module. ■ Mobile device (e.g. smartphone, tablet or PC) with internet access and up to date web browser (e.g. Mozilla Firefox, Apple Safari, Microsoft Edge or Google Chrome) <p>For local access at the appliance (via local direct connection):</p> <ul style="list-style-type: none"> ■ Viessmann system that can be connected via an integral communication module. ■ Mobile device (e.g. smartphone, tablet or PC) with active WiFi connection and the latest ViGuide app (available from the Apple App Store and Google Play Store) <p>Notes:</p> <ul style="list-style-type: none"> ■ The functions of ViGuide depend on the respective appliance, the control unit installed and the firmware version (see www.viguide.info) ■ Observe the ViGuide terms of use. ■ For further information on the system requirements and the registration and use of ViGuide, see www.viguide.info 		
<p>ViGuide Plus (does not work in LT/LV/EE)</p> <p>Includes all ViGuide functions available free of charge and enhances these with a useful analytic function for even faster and more effective service.</p> <p>Significant product features:</p> <ul style="list-style-type: none"> ■ Read and modify enhanced parameters. ■ Track parameter modifications. ■ Obtain a system overview. ■ Record operating data across different time periods. ■ Guided troubleshooting <p>Notes:</p> <ul style="list-style-type: none"> ■ ViGuide Plus must be booked once for each system and usage (runtime 28 days, ends automatically). ■ The functions of ViGuide depend on the control unit installed and the corresponding firmware version (see www.viguide.info). ■ Observe the ViGuide terms of use. ■ For further information on the system requirements and the registration and use of ViGuide, see www.viguide.info 		<p>11.2</p>

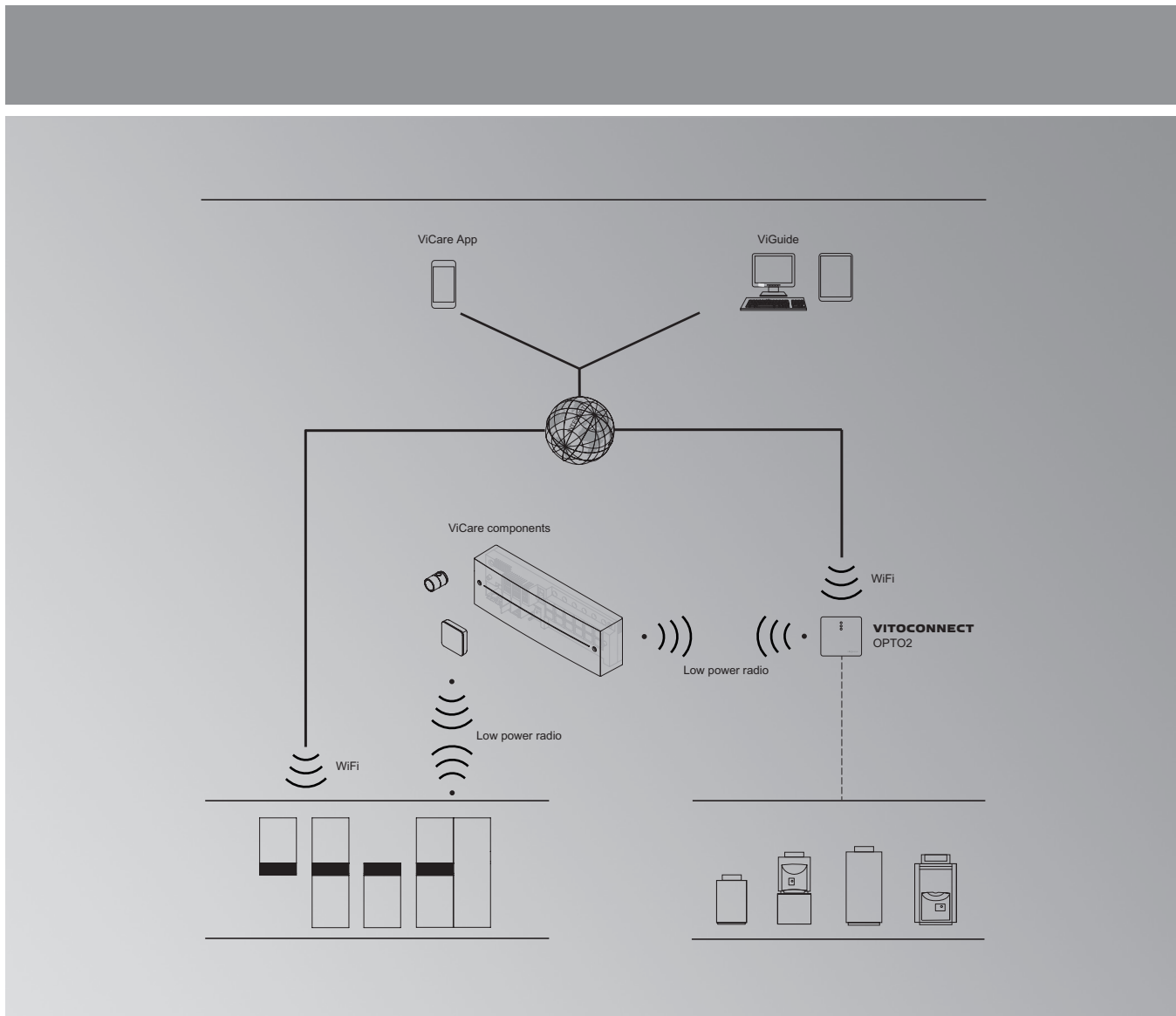
VIGUIDE

Software tool for contractors

<p>Communication technology</p>		
<p>Tools for service, maintenance and commissioning</p>		<p>MG N</p>
<p>ViGuide Pro (does not work in LT/LV/EE) Includes all ViGuide and ViGuide Plus functions available free of charge and enhances these with additional functions for remote servicing and remote optimisation. Particularly suitable for optimising costs in case of new and existing maintenance contracts.</p> <p>Significant product features:</p> <ul style="list-style-type: none"> ■ Permanent digital remote inspection ■ Predictive error and fault detection ■ Automatic recommendation for system optimisation <p>Notes:</p> <ul style="list-style-type: none"> ■ ViGuide Pro must be booked once for each system (runtime 1 year, renewed automatically) ■ The functions of ViGuide depend on the control unit installed and the corresponding firmware version (see www.viguide.info). ■ Observe the ViGuide terms of use. ■ For further information on the system requirements and the registration and use of ViGuide, see www.viguide.info 		
<p>ViGuide Business (does not work in LT/LV/EE) In addition to installers, ViGuide Business provides access to cleared Viessmann energy systems for other industries, e.g. power supply utilities, landlords, housing industry and prefabricated house manufacturers.</p> <p>Significant product features:</p> <ul style="list-style-type: none"> ■ Detailed view of selected appliance parameters ■ Overview with current and historic system messages ■ Advanced settings, e.g. time programs, heating circuit settings, heating curves and settings for DHW heating ■ Option to authorise additional partners on Viessmann energy systems <p>Notes:</p> <ul style="list-style-type: none"> ■ The basic requirement is permanent and reliable internet connectivity at the Viessmann energy system. This must be ensured on site. ■ The functions of ViGuide depend on the respective appliance, the control unit installed and the firmware version (see www.viguide.info) ■ Observe the ViGuide terms of use. ■ For further information on the system requirements and the registration and use of ViGuide, see www.viguide.info 		

<p>Communication technology</p>		
<p>Communication technology</p> <p>Vitocconnect, type OPTO2 Internet interface for remote control of systems over the internet via ViCare app. Vitocconnect connects to the internet.</p>  <p>Significant product features</p> <ul style="list-style-type: none"> ■ Individual room control with the ViCare app. This requires matching ViCare components such as ViCare climate sensor, ViCare floor thermostat or ViCare thermostatic radiator valve. ■ Support of Viessmann energy management for the heat pumps via EEBUS. This enables monitoring of electricity and energy consumption. <p>Communication:</p> <ul style="list-style-type: none"> ■ Via Optolink interface with the boiler control unit ■ Via WiFi with the internet ■ Via EEBUS <p>Connections:</p> <ul style="list-style-type: none"> ■ Power cable with plug-in power supply unit ■ USB for Optolink connecting cable ■ WiFi communication for connection to the internet <p>Standard delivery:</p> <ul style="list-style-type: none"> ■ Web interface for wall mounting ■ Plug-in power supply unit with connecting cable and round plug (1.5 m long) ■ Connection cable with Optolink/USB (WiFi module/boiler control unit, 3 m long) <p>Notes:</p> <ul style="list-style-type: none"> ■ Before commissioning, check the system requirements for communication via the local IP network/WiFi. ■ Port 443 (HTTPS) and port 123 (NTP) must be open and the SSID must be visible. Hidden WiFi networks cannot be connected. ■ The MAC address is printed on the device label. ■ For operating the Vitoconnect, an available internet connection with flat rate data (no time or volume restrictions) is recommended. ■ If using communication via EEBUS, the individual room control function cannot be utilized. 	<p>ZK03836 224,-</p>	<p>MG Y</p> <p>Part no. Euro</p>
<p>Supported control units: Viessmann heat generator control units with Optolink interface. <i>For further information, see www.viessmann.de/vitocconnect</i></p> <p>Notes: The Vitoconnect, type OPTO2 is not required for Viessmann appliances with integral communication module and appliances with Viessmann One Base electronic platform.</p>		

11.2



ViCare components

Individual room control with ViCare thermostatic radiator valve and ViCare floor thermostat via the ViCare app and ViGuide

- With the **ViCare app**, system operation is even more convenient for the user and requires no prior knowledge of heating technology. For further information on the ViCare app, see www.vicare.info
- **ViGuide** lets the contractor access all systems connected to the internet. A granted and active service clearance is required. For further information on ViGuide, see www.viguide.info
- For appliances with integral communication module, the internet connection to the system can be established via WiFi.
- With **Vitoconnect, type OPTO2**, an internet connection to the system can be established via WiFi.
- By using further components from the accessories, temperature control at room level can be achieved.

ViCare components

Individual room control

ViCare app

Communication technology

ViCare app

The ViCare app enables the system user to control their system via smartphone or tablet. The ViCare app makes system operation extremely convenient for users. The app focuses on the user's needs and is consequently designed with these in mind.

Additional functions can be added subject to a charge. See the Apple App Store or Google Play Store.



Significant product features:

- Overview of temperatures of connected heating circuits. Up to 3 heating circuits are possible.
- Direct adjustment of required temperatures and heating times
- Adjustments are supported by intelligent assistant functions, e.g. heating time assistant
- Controlling DHW temperatures and times
- Option to link to contractor
- Push notification if a system fault occurs
- Max. 2 systems and max. 2 communication modules can be controlled with just one account
- Error notification in plain text
- Voice control of the system via speech assistant possible (e.g. Amazon Alexa or Google Home). Does not work in LT/LV/EE.
- Optional extension with ViCare components enables viewing and controlling of temperatures and switching times at room level.

Available features depend on the Viessmann system used and its firmware version.

System requirements:

- Viessmann system that can be connected via Vitoconnect or an integral communication module.
- WiFi in the building
- Internet access
- Smartphone or tablet with operating system:
 - iOS
 - Android

Notes:

- Observe the terms of use when utilising the ViCare app.
- For more information on system requirements as well as the registration and use of the ViCare app, see www.vicare.info and Apple App Store or Google Play Store.

<h3>ViGuide</h3>		
<h3>Tools for service, maintenance and commissioning</h3>		
<p>ViGuide</p> <p>ViGuide lets you commission Viessmann appliances with integral communication module quickly and easily. ViGuide guides you through the commissioning process step by step, thus ensuring that all required commissioning steps are performed fully and in the correct sequence. With its multiple functions, ViGuide enables better service and better maintenance of the appliance. This lets you optimise work processes and make servicing and maintenance even more customer-friendly for the system operator. For further information on the individual features and their use, see www.viguide.info</p> <p>Significant product features:</p> <ul style="list-style-type: none"> ■ Guided commissioning process for all appliances with integral communication module as well as ViCare components and energy management system ■ Advanced settings for commissioning, e.g. time programs, heating circuit settings, heating curves and settings for DHW heating ■ Guided parts replacement ■ Acceptance report for completed commissioning jobs ■ Quick overview of general appliance status ■ Overview with current and historic system messages ■ Detailed view of selected appliance parameters ■ Jump/redirection to spare part app enables direct ordering of spare parts. ■ Automatic message forwarding from the system to an email address <p>System and usage requirements</p> <p>For access from the office or when out and about (via internet):</p> <ul style="list-style-type: none"> ■ Viessmann system that can be connected via Vitoconnect or an integral communication module. ■ Mobile device (e.g. smartphone, tablet or PC) with internet access and up to date web browser (e.g. Mozilla Firefox, Apple Safari, Microsoft Edge or Google Chrome) <p>For local access at the appliance (via local direct connection):</p> <ul style="list-style-type: none"> ■ Viessmann system that can be connected via an integral communication module. ■ Mobile device (e.g. smartphone, tablet or PC) with active WiFi connection and the latest ViGuide app (available from the Apple App Store and Google Play Store) <p>Notes:</p> <ul style="list-style-type: none"> ■ The functions of ViGuide depend on the respective appliance, the control unit installed and the firmware version (see www.viguide.info) ■ Observe the ViGuide terms of use. ■ For further information on the system requirements and the registration and use of ViGuide, see www.viguide.info 		<p>MG N</p>
<p>ViGuide Plus (does not work in LT/LV/EE)</p> <p>Includes all ViGuide functions available free of charge and enhances these with a useful analytic function for even faster and more effective service.</p> <p>Significant product features:</p> <ul style="list-style-type: none"> ■ Read and modify enhanced parameters. ■ Track parameter modifications. ■ Obtain a system overview. ■ Record operating data across different time periods. ■ Guided troubleshooting <p>Notes:</p> <ul style="list-style-type: none"> ■ ViGuide Plus must be booked once for each system and usage (runtime 28 days, ends automatically). ■ The functions of ViGuide depend on the control unit installed and the corresponding firmware version (see www.viguide.info). ■ Observe the ViGuide terms of use. ■ For further information on the system requirements and the registration and use of ViGuide, see www.viguide.info 		<p>11.3</p>

ViCare components

Individual room control

<p>ViGuide</p>		
<p>Tools for service, maintenance and commissioning</p>		<p>MG N</p>
<p>ViGuide Pro (does not work in LT/LV/EE) Includes all ViGuide and ViGuide Plus functions available free of charge and enhances these with additional functions for remote servicing and remote optimisation. Particularly suitable for optimising costs in case of new and existing maintenance contracts.</p> <p>Significant product features:</p> <ul style="list-style-type: none"> ■ Permanent digital remote inspection ■ Predictive error and fault detection ■ Automatic recommendation for system optimisation <p>Notes:</p> <ul style="list-style-type: none"> ■ ViGuide Pro must be booked once for each system (runtime 1 year, renewed automatically) ■ The functions of ViGuide depend on the control unit installed and the corresponding firmware version (see www.viguide.info). ■ Observe the ViGuide terms of use. ■ For further information on the system requirements and the registration and use of ViGuide, see www.viguide.info 		
<p>ViGuide Business (does not work in LT/LV/EE) In addition to installers, ViGuide Business provides access to cleared Viessmann energy systems for other industries, e.g. power supply utilities, landlords, housing industry and prefabricated house manufacturers.</p> <p>Significant product features:</p> <ul style="list-style-type: none"> ■ Detailed view of selected appliance parameters ■ Overview with current and historic system messages ■ Advanced settings, e.g. time programs, heating circuit settings, heating curves and settings for DHW heating ■ Option to authorise additional partners on Viessmann energy systems <p>Notes:</p> <ul style="list-style-type: none"> ■ The basic requirement is permanent and reliable internet connectivity at the Viessmann energy system. This must be ensured on site. ■ The functions of ViGuide depend on the respective appliance, the control unit installed and the firmware version (see www.viguide.info). ■ Observe the ViGuide terms of use. ■ For further information on the system requirements and the registration and use of ViGuide, see www.viguide.info 		

11.3

Mobile applications and energy management systems

Mobile applications

Individual room control

Individual room control can be implemented via 2 versions:

Version A

Connected to a heat generator with Optolink interface or integral communication module with heat transfer by radiators and/or underfloor heating.

Version B

With Vitoconnect, the system can also be used without connection to a heat generator. It controls the heat distribution in individual rooms in case of heat transfer by radiators or underfloor heating.

Features of the ViCare solution for individual room control:


- Operation possible with or without direct connection to a heat generator. For operation with direct connection to a Viessmann heat generator, full integration with the control logic is provided to realise energy savings potentials.
- Straightforward installation and commissioning
- Max. 30 ViCare thermostatic radiator valves and max. 4 ViCare floor thermostats are supported.
- ViCare thermostatic radiator valves and standard thermostatic radiator valves can be combined.

Main functions:



- Dynamic hydronic balancing: TÜV certified solution for radiators and underfloor heating. Automatic calculation and continuous dynamic adjustment of settings
- Cooling (for heat pumps): Automatic intelligent calculation of temperature set point
- Time programs that can be set for each room control room temperatures according to demand.
- "Window open" detection in conjunction with ViCare thermostatic radiator valves
- Available as part of the ViCare Plus Savings Assistant, subject to a charge: Intelligent Heat Control - algorithm-controlled reduction of burner activations while increasing runtime by optimising the flow temperature

ViCare components

Individual room control





Vitoconnect		
Communication technology		MG Y
<p>Vitoconnect, type OPTO2 Internet interface for remote control of systems via the internet using the ViCare app. Vitoconnect establishes a connection to the internet.</p> <p>Significant product features</p> <ul style="list-style-type: none"> ■ Individual room control with the ViCare app. This requires matching ViCare components such as ViCare climate sensor, ViCare floor thermostat or ViCare thermostatic radiator valve. ■ Support of Viessmann energy management for the heat pumps via EEBUS. This enables monitoring of electricity and energy consumption. <p>Communication:</p> <ul style="list-style-type: none"> ■ Via Optolink interface with the boiler control unit ■ Via WiFi with the internet ■ Via EEBUS <p>Connections:</p> <ul style="list-style-type: none"> ■ Power cable with plug-in power supply unit ■ USB for Optolink connecting cable ■ WiFi communication for connection to the internet <p>Standard delivery:</p> <ul style="list-style-type: none"> ■ Web interface for wall mounting ■ Plug-in power supply unit with connecting cable and round plug (1.5 m long) ■ Connection cable with Optolink/USB (WiFi module/boiler control unit, 3 m long) <p>Notes:</p> <ul style="list-style-type: none"> ■ Before commissioning, check the system requirements for communication via the local IP network/WiFi. ■ Port 443 (HTTPS) and port 123 (NTP) must be open and the SSID must be visible. Hidden WiFi networks cannot be connected. ■ The MAC address is printed on the device label. ■ For operating the Vitoconnect, an available internet connection with flat rate data (no time or volume restrictions) is recommended. ■ If using communication via EEBUS, the individual room control function cannot be utilized. 	 <p>ZK03836 224,-</p>	<p>Part no. Euro</p>
<p>Supported control units: Viessmann heat generator control units with Optolink interface. <i>For further information, see www.viessmann.de/vitoconnect</i></p> <p>Notes: The Vitoconnect, type OPTO2 is not required for Viessmann appliances with integral communication module and appliances with Viessmann One Base electronic platform.</p>		

11.3




Accessories			
Wireless accessories			MG Y
<p>ViCare thermostatic radiator valve (low power radio)</p> <p>Battery operated radiator actuator for individual room control for heat generators with integral communication module or in combination with Vitoconnect. Colour: White.</p> <ul style="list-style-type: none"> ■ With integral temperature sensors for capturing the current room temperature ■ "Open window" detection ■ Max. actuating force 70 N, max. valve lift 4.35 mm ■ Easy installation on existing thermostatic valves with supplied adaptor set <p>Standard delivery:</p> <ul style="list-style-type: none"> ■ ViCare thermostatic radiator valve ■ Batteries 1.5 V (type AA, 2 pce) ■ Adaptor set for Danfoss thermostatic valves types RA, RAV, RAVL and M 30 x 1.5 mm <p><i>For precise room temperature-dependent control, we recommend using the ViCare climate sensor.</i></p> <p><i>The use of rechargeable batteries is not possible due to the voltage being too low.</i></p> <p><i>Up to 30 ViCare thermostatic radiator valves can be supported simultaneously.</i></p>		<p>ZK03840 88,-</p> <p>Part no. Euro</p>	
<p>ViCare floor thermostat (low power radio)</p> <p>Floor thermostat for individual room control for heat generators with integral communication module or in conjunction with Vitoconnect.</p> <ul style="list-style-type: none"> ■ Intelligent control of an underfloor heating system with up to 6 heating zones (18 thermal actuators) ■ The ViCare floor thermostat has a switching contact for the heat demand or solenoid valve control. ■ An integral frost protection function prevents damage to the fabric of the building. ■ An anti-limescale function prevents the actuator valves from seizing up. ■ Compatible with N/O and N/C thermal actuators. ■ The room temperature can be set for each heating zone using the ViCare floor thermostat and the ViCare app. Each heating zone requires a ViCare climate sensor for specifying the temperature value. <p>Standard delivery:</p> <ul style="list-style-type: none"> ■ ViCare floor thermostat ■ External aerial with connecting cable, 1.3 m long ■ Contact temperature sensor with connecting lead, 1.8 m long and hose clip ■ Connecting cable, 1.2 m long, with plug ■ Tool for operating the pairing button ■ Installation material for wall mounting <p><i>Up to 4 ViCare floor thermostats can be supported simultaneously.</i></p>		<p>ZK03838 306,-</p> <p>Part no. Euro</p>	

ViCare components

Accessories


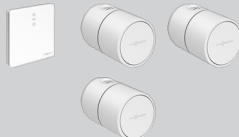




Accessories			
Wireless accessories			MG Y
<p>ViCare climate sensor – temperature and humidity sensor (low power radio)</p> <p>Battery operated temperature and humidity sensor for monitoring the room climate. The sensor can be connected to the Vitoair FS mechanical ventilation system, a heat generator with integral communication module or a Vitoconnect.</p> <ul style="list-style-type: none"> ■ The ViCare climate sensor captures the temperature and the relative humidity in the room. ■ In rooms with ViCare thermostatic radiator valves or ViCare floor thermostats, the ViCare climate sensor enables precise individual room control. <p>Standard delivery:</p> <ul style="list-style-type: none"> ■ ViCare climate sensor ■ Battery, button cell CR2450, 600 mAh ■ Installation material for wall mounting <p><i>A climate sensor is required for each heating zone when combined with the ViCare floor thermostat. We recommend ViCare climate sensors if using ViCare thermostatic radiator valves in very large rooms.</i></p>		ZK03839 54,-	Part no. Euro
<p>ViCare CO₂ sensor (low power radio)</p> <p>Battery operated CO₂, temperature and humidity sensor for monitoring air quality. The sensor can be connected to a heat generator with integral communication module or a Vitoconnect.</p> <ul style="list-style-type: none"> ■ The ViCare CO₂ sensor captures the CO₂ value, the temperature and the relative humidity in the room. <p>Standard delivery:</p> <ul style="list-style-type: none"> ■ ViCare CO₂ sensor ■ Batteries 1.5 V (type AA, 4 pce) ■ Installation material for wall mounting 		7377019 231,-	Part no. Euro
<p>ViCare repeater for surface mounting (low power radio)</p> <ul style="list-style-type: none"> ■ Extension of low power radio network for improved connection of ViCare components. <p>Standard delivery:</p> <ul style="list-style-type: none"> ■ 1 ViCare climate sensor ■ 1 plug-in power supply unit with power cable ■ Installation material for wall mounting <p><i>A ViCare repeater consists of a ViCare climate sensor without installed battery and a plug-in power supply unit. The ViCare repeater can be set up directly as a repeater in the ViCare app. Battery operation not possible. Socket required near the installation site.</i></p>		ZK05390 121,-	Part no. Euro
<p>Repeater for flush mounting (low power radio)</p> <ul style="list-style-type: none"> ■ For forwarding data in large buildings ■ Installation in commercially available flush box. Deep flush box if being mounted behind a switch or socket. <p>Standard delivery:</p> <ul style="list-style-type: none"> ■ Wireless repeater ■ Connection material <p><i>The repeater can be set up directly as a repeater in the ViCare app.</i></p>		ZK05462 111,-	Part no. Euro

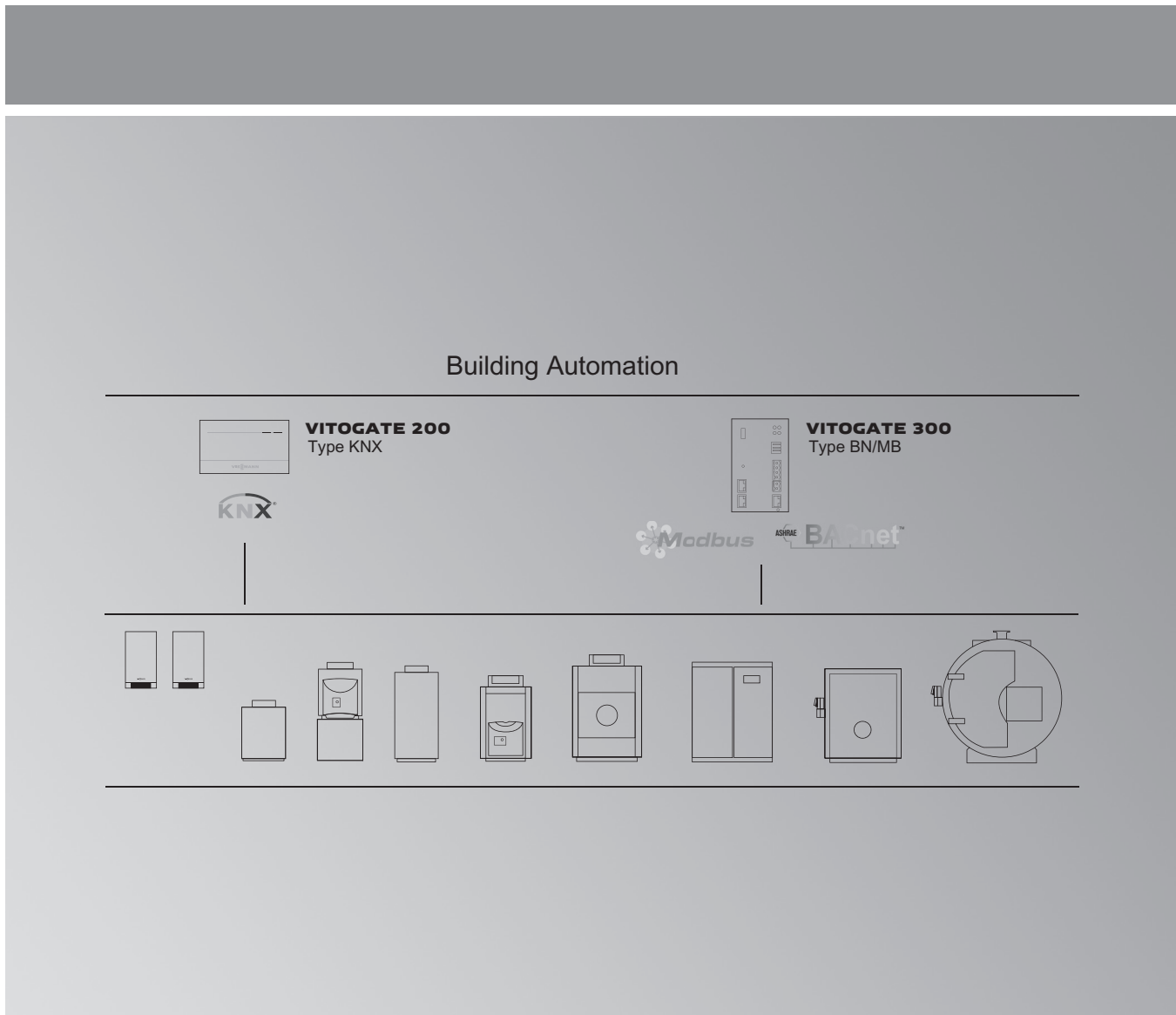
11.3

Accessories			
Accessories			
<p>Actuator for heating circuit distributor 230 V</p> <ul style="list-style-type: none"> ■ N/C ■ Power consumption: 1 W ■ 360° installation position and function display ■ Mounting ring M 30 x 1.5 ■ Lift 4 mm ■ Length of power cable 1 m 		7750202 23,-	Part no. Euro MG WW
<p>Adaptor M 28 (5 pce) Adaptor for installation of the ViCare thermostatic radiator valve on a radiator with M 28 thread.</p>		7966665 11,20	Part no. Euro MG Y
<p>Adaptor Giacomini thread (5 pce) Adaptor for installation of the ViCare thermostatic radiator valve on a radiator with Giacomini thread.</p>		7966666 12,30	Part no. Euro MG Y

ViCare components

Accessories

Accessories			
Packages			MG Y
<p>Radiator Smart starter pack with Vitoconnect</p> <ul style="list-style-type: none"> ■ Easy familiarisation with the system ■ For an easy introduction to the intelligent control of radiators <p>Standard delivery:</p> <ul style="list-style-type: none"> ■ 1 Vitoconnect, type OPTO2 ■ 1 ViCare thermostatic radiator valve 		ZK05391 312,- Part no. Euro	
<p>Radiator Eco starter pack with Vitoconnect</p> <ul style="list-style-type: none"> ■ Easy familiarisation with the system ■ Pack for initial implementation of control class 8 (min. 3 rooms with individual room control) <p>Standard delivery:</p> <ul style="list-style-type: none"> ■ 1 Vitoconnect, type OPTO2 ■ 3 ViCare thermostatic radiator valves 		ZK05392 488,- Part no. Euro	
<p>Radiator Eco starter pack</p> <ul style="list-style-type: none"> ■ Expansion of existing individual room controls by 3 thermostatic radiator valves ■ Pack for initial implementation of control class 8 (min. 3 rooms with individual room control) for heat generators with integral communication module or Vitoconnect <p>Standard delivery:</p> <ul style="list-style-type: none"> ■ 3 ViCare thermostatic radiator valves 		ZK05985 264,- Part no. Euro	
<p>Radiator S extension pack</p> <ul style="list-style-type: none"> ■ Expansion of existing individual room controls by 2 thermostatic radiator valves <p>Standard delivery:</p> <ul style="list-style-type: none"> ■ 2 ViCare thermostatic radiator valves 		ZK05393 176,- Part no. Euro	
<p>Radiator M extension pack</p> <ul style="list-style-type: none"> ■ Expansion of existing individual room controls by 4 thermostatic radiator valves ■ Pack for initial implementation of control class 8 (min. 3 rooms with individual room control) for heat generators with integral communication module or Vitoconnect <p>Standard delivery:</p> <ul style="list-style-type: none"> ■ 4 ViCare thermostatic radiator valves 		ZK05394 352,- Part no. Euro	
<p>Radiator L extension pack</p> <ul style="list-style-type: none"> ■ Expansion of existing individual room controls by 6 thermostatic radiator valves ■ Pack for initial implementation of control class 8 (min. 3 rooms with individual room control) for heat generators with integral communication module or Vitoconnect <p>Standard delivery:</p> <ul style="list-style-type: none"> ■ 6 ViCare thermostatic radiator valves 		ZK05395 528,- Part no. Euro	



Vitogate

Gateways for heating system connection to building automation systems

Vitogate 200, type KNX

Vitogate 200, type KNX enables data exchange with external control and monitoring systems based on the KNX communication standard.

Vitogate 300, type BN/MB

Vitogate 300, type BN/MB enables data exchange with external control and monitoring systems based on the BACnet or Modbus communication standard.

VITOGATE

Building automation
For data exchange with KNX systems

Communication technology

Communication technology

Vitogate 200, type KNX

Vitogate 200 can be used as a KNX gateway to connect heating systems with a Vitotronic control unit to a KNX system for the following heat generators:

- Wall mounted and compact appliances
- Small boilers
- Heat pumps
- Medium sized boilers

Functions in conjunction with KNX systems

- Operating heating systems (e.g. switching, changing set values)
- Transferring heating system data (e.g. actual values, operating statuses)
- Forwarding error and fault messages
- Heat demand-dependent control of the flow temperature in conjunction with an on-site KNX system

Supported control units:

Control units for floorstanding boilers:

- Vitotronic 100, type GC1B, GC4B, GC7B
- Vitotronic 200, type GW1B, GW7B, KW6B, KO1B, KO2B
- Vitotronic 300, type GW2B, GW4B
- Vitotronic 300-K, type MW1B

Control units for wall mounted or storage combi boilers:

- Vitotronic 200, type HO1B, HO2B, HO2C
- Vitotronic 200-RF, type HO1E
- Vitotronic 300-K, type MW2B

Control units for heat pumps:

- Vitotronic 200, type WO1B, WO1C

Control units for heating circuits:

- Vitotronic 200-H, type HK1B, HK3B

For more information on supported control units, including system requirements, see www.vitogate.info

Interface:

- EIB bus coupler

Connections:

- TP-1 terminals for connecting an on-site cable to the KNX system
- Ethernet connection for linking up to an on-site KNX system
- 230 V~ power supply via plug-in power supply unit
- RJ45 socket for connection to LON

Standard delivery:

- Module for wall mounting
- LON cable, length 7 m



Z012827
907,-


MG Y

Part no.
Euro

Notes:

- The connection to the on-site KNX/EIB system and the Vitogate 200 configuration must be carried out by a qualified contractor.
- Data point lists can be obtained from your local sales office.

11.4

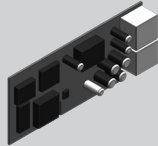
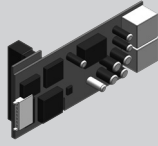
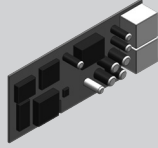




<p>Communication technology</p>		
<p>Communication technology</p> <p>Vitogate 300, type BN/MB</p>  <p>Vitogate 300 can be configured as a BACnet or Modbus gateway and can be used to connect heating systems with a Vitotronic control unit to a building management system (BMS) for the following heat generators:</p> <ul style="list-style-type: none"> ■ Wall mounted and compact appliances ■ Heat pumps ■ Medium sized boilers <p>Functions in conjunction with BACnet or Modbus building management systems</p> <ul style="list-style-type: none"> ■ Operating heating systems (e.g. switching, changing set values) ■ Transferring heating system data (e.g. actual values, operating statuses) ■ Forwarding error and fault messages <p>Supported control units:</p> <p>Control units for floorstanding boilers:</p> <ul style="list-style-type: none"> ■ Vitotronic 100, type GC1B, GC4B, GC7B, CC1I, CC1E ■ Vitotronic 200, type GW1B, GW7B, CO1I, CO1E ■ Vitotronic 300, type GW2B, GW4B, CM1I, CM1E ■ Vitotronic 300-K, type MW1B <p>Control units for wall mounted or storage combi boilers:</p> <ul style="list-style-type: none"> ■ Vitotronic 200, type HO1B, HO2B, HO2C ■ Vitotronic 300-K, type MW2B <p>Control units for heat pumps:</p> <ul style="list-style-type: none"> ■ Vitotronic 200, type WO1B, WO1C <p>Control units for heating circuits:</p> <ul style="list-style-type: none"> ■ Vitotronic 200-H, type HK1B, HK3B <p>Control system for CHP units</p> <ul style="list-style-type: none"> ■ Vitobloc 200 <p>For more information on supported control units, including system requirements, see www.vitogate.info</p> <p>Interfaces:</p> <ul style="list-style-type: none"> ■ BACnet Ethernet/IP or RS485 ■ Modbus Ethernet/IP or RS485 <p>Connections:</p> <ul style="list-style-type: none"> ■ Ethernet connection for linking up to an on-site building management system ■ RS485 connection for linking up to an on-site BMS ■ Power supply 230 V~ via top-hat rail power supply unit ■ RJ45 socket for connection to LON <p>Standard delivery:</p> <ul style="list-style-type: none"> ■ Gateway module for control cabinet installation ■ Top-hat rail power supply unit ■ LON cable, length 7 m ■ Ethernet cable, length 2 m 	<p>Z013294 1.165,-</p>	<p>MG Y</p> <p>Part no. Euro</p>

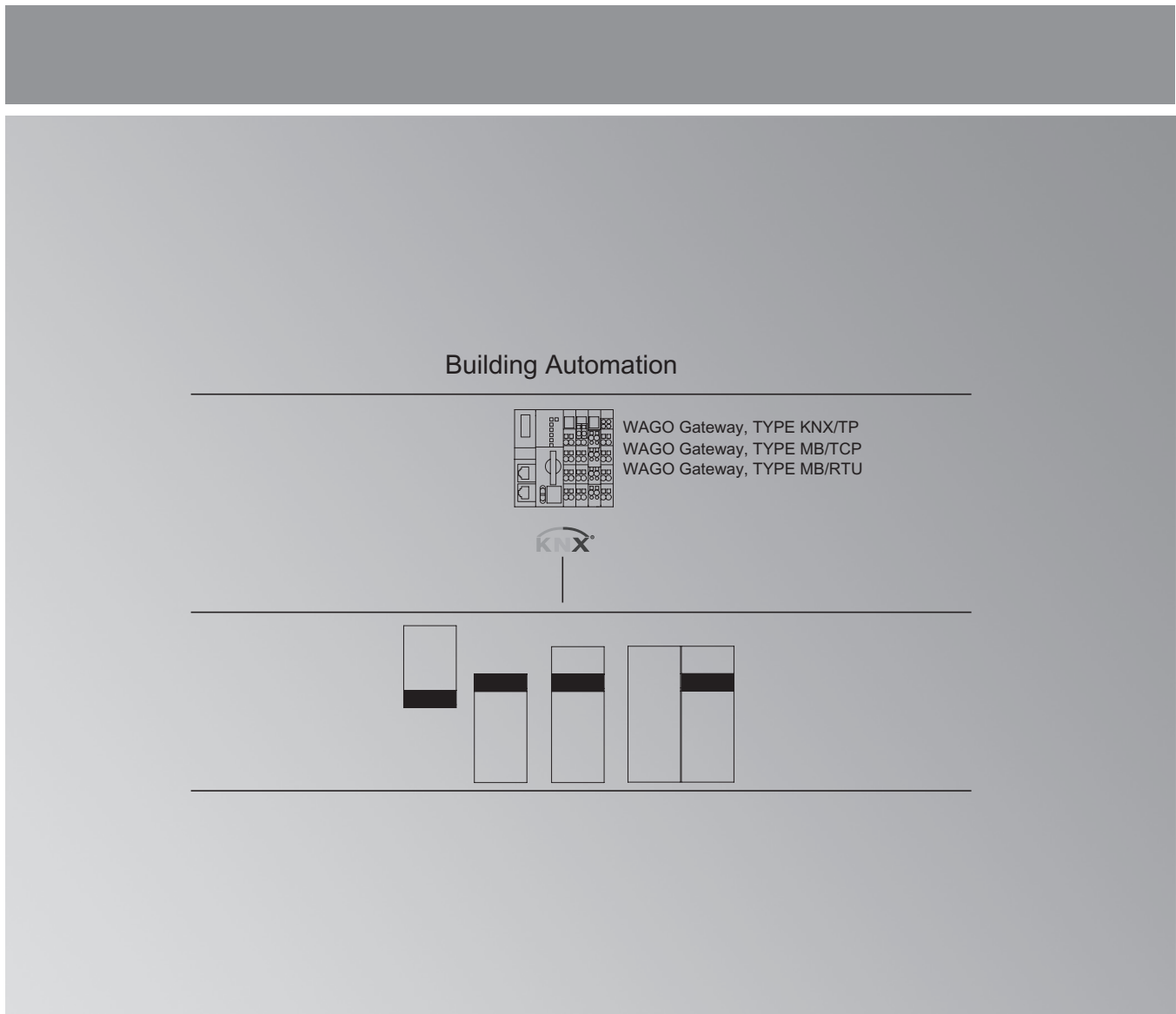
Notes:

- The connection to the on-site BMS and the Vitogate 300 configuration must be carried out by a qualified contractor.
- Data point lists can be obtained from your local sales office.

VITOGATE

Vitogate accessories

Accessories			
Communication technology			MG W
<p>LON communication module PCB for installation in the control unit for data exchange via Viessmann LON system bus.</p> <p>Installation in the following control units:</p> <ul style="list-style-type: none"> ■ Vitotronic 100, type GC1B, GC4B, CC1I, CC1E ■ Vitotronic 200, type GW1B, KO1B, KO2B, CO1I, CO1E ■ Vitotronic 200, type WO1B, WO1C (for individual heat pumps or lag heat pumps in a cascade via LON) ■ Vitotronic 300, type GW2B, GW4B ■ Vitotronic 200-H 		7172173 250,-	Part no. Euro
<p>LON communication module PCB for installation in the control unit for data exchange via Viessmann LON system bus.</p> <p>Installation in the following control units:</p> <ul style="list-style-type: none"> ■ Vitotronic 200, types HO1B, HO2B, HO2C, KW6B, GC7B, GW7B 		7179113 229,-	Part no. Euro
<p>LON communication module for cascade control PCB for installation in the control unit for data exchange via Viessmann LON system bus.</p> <p>Installation in the following control units:</p> <ul style="list-style-type: none"> ■ Vitotronic 300-K, type MW2B ■ Vitotronic 200, type WO1B, WO1C (for the lead heat pump in a cascade via LON) 		7172174 282,-	Part no. Euro
<p>LON cable for control unit data exchange</p> <ul style="list-style-type: none"> ■ 7.0 m long (can be extended once) ■ with RJ45 plugs 		7143495 40,-	Part no. Euro
<p>LON coupling, RJ45 To extend the LON cable</p>		7143496 25,-	Part no. Euro
<p>LON plug-in connector, RJ45 (2 pce) To create a connecting cable using an on-site cable for installation spacing in excess of 14 m</p>		7199251 73,-	Part no. Euro
<p>LON socket, RJ45 (2 pce) To create an on-site cable (CAT 6), concealed or run in cable trunking, for installation spacing in excess of 14 m (connection from the LON socket to the control unit using the LON cable)</p>		7171784 67,-	Part no. Euro
<p>Terminator (2 pce) To terminate the system bus, use a terminator on each unconnected end.</p>		7143497 10,50	Part no. Euro



WAGO Gateway

Gateways for heating system connection to building automation systems

WAGO gateway, type KNX/TP

The WAGO gateway, type KNX/TP enables data exchange between Viessmann heat generators with a CAN bus interface and external monitoring system based on the KNX communication standard.




WAGO gateway, type MB/TCP or type MB/RTU

The WAGO gateway, type MB/TCP or type MB/RTU enables data exchange between Viessmann heat generators with a CAN bus interface and external operating and monitoring systems based on the Modbus communication standard.

11.5

WAGO Gateway



Building automation
For data exchange with external control system

Communication technology			
Communication technology			MG YE
<p>WAGO Gateway For mounting on top-hat rails The WAGO gateway enables data exchange with external control systems for the following functions:</p> <ul style="list-style-type: none"> ■ Operating the system (e.g. set values, operating statuses) ■ Transferring system operating data (e.g. actual values, operating statuses) ■ Forwarding messages (e.g. fault messages) <p>Communication with the heat generator:</p> <ul style="list-style-type: none"> ■ Via CAN bus interface <p>Communication with external control system via one of the following standard data interfaces:</p> <ul style="list-style-type: none"> ■ KNX TP ■ Modbus TCP ■ Modbus RTU <p>Supported devices:</p> <ul style="list-style-type: none"> ■ Vitodens with One Base electronic platform ■ Vitocal with One Base electronic platform ■ Vitovalor with One Base electronic platform <p>Notes:</p> <ul style="list-style-type: none"> ■ For further information on the appliances supported by the WAGO gateway, see www.automation-gateway.info ■ The connection to the on-site external control system and the configuration of the WAGO gateway must be carried out by a qualified contractor. 			
<p>WAGO KNX/TP gateway For mounting on top-hat rails. Data exchange with an external system based on the KNX/TP communication standard. Connections:</p> <ul style="list-style-type: none"> ■ KNX/TP-1 terminals for linking up to the on-site KNX system ■ 230 V~ power supply via plug-in power supply unit ■ CAN bus terminals for connecting the cable to the heat generator <p>Standard delivery:</p> <ul style="list-style-type: none"> ■ WAGO KNX/TP gateway for mounting on a top-hat rail ■ Power supply unit for mounting on a top-hat rail 		Z024994 1.369,-	Part no. Euro
<p>WAGO MB/TCP gateway For mounting on top-hat rails. Data exchange with an external system based on Modbus/TCP communication standards. Connections:</p> <ul style="list-style-type: none"> ■ Modbus/TCP terminals for connection to the on-site Modbus system ■ 230 V~ power supply via plug-in power supply unit ■ CAN bus terminals for connecting the cable to the heat generator <p>Standard delivery:</p> <ul style="list-style-type: none"> ■ WAGO MB/TCP gateway for mounting on a top-hat rail ■ Power supply unit for mounting on a top-hat rail 		Z019286 1.636,-	Part no. Euro

11.5

WAGO Gateway

Building automation
For data exchange with external control system

Communication technology			
Communication technology			MG YE
<p>WAGO MB/RTU gateway For mounting on top-hat rails. Data exchange with an external system based on Modbus/RTU communication standards. Connections:</p> <ul style="list-style-type: none"> ■ Modbus/RTU terminals for connection to the on-site Modbus system ■ 230 V~ power supply via plug-in power supply unit ■ CAN bus terminals for connecting the cable to the heat generator <p>Standard delivery:</p> <ul style="list-style-type: none"> ■ WAGO MB/RTU gateway for mounting on a top-hat rail ■ Power supply unit for mounting on a top-hat rail 		<p>Z019287 1.636,-</p> <p>Part no. Euro</p>	
<p>Wall mounted enclosure for WAGO gateway Enclosure for mounting the WAGO gateway on the wall</p> <ul style="list-style-type: none"> ■ Enclosure for wall mounting ■ DIN top-hat rail prefitted 		<p>ZK04917 91,-</p> <p>Part no. Euro</p>	
<p>CAN bus cable Cable to connect the WAGO gateway to the heat generator.</p> <ul style="list-style-type: none"> ■ Length 7 metres ■ Plug pre-wired 		<p>ZK04974 21,-</p> <p>Part no. Euro</p>	

Notes:

The connection to the on-site external control system and the configuration of the WAGO gateway must be carried out on-site by a qualified contractor.

11.5

5853560

11.5

11.5-4 **VIESSMANN**

5853560

VITOTRONIC 200-H

Weather-compensated heating circuit control units



Vitotronic 200-H

Type HK1B

Weather-compensated heating circuit control

For one heating circuit with mixer and cylinder temperature control or control of a cylinder loading system with mixer assembly.

Type HK3B

Weather-compensated heating circuit control

For up to three heating circuits with mixer and cylinder temperature control or for up to two heating circuits with mixer and control of a cylinder loading system with mixer assembly.

- Energy saving heating through operation with modulating heating circuit flow temperature
- Universal application for small and large heating systems
- For wall mounting or installation inside a control panel, with separate mixer motors
- Easy to operate Vitotronic control unit with plain text and graphic display
- Complete with
 - Time switch programs and temperature display
 - Automatic summer/winter time changeover
 - Holiday program
- - Capable of communicating via LON
- Can be hooked up to building management systems via Vitogate; remote control and monitoring via internet in conjunction with Vitocom and Vitodata 300

11.6

VITOTRONIC 200-H

Type HK1B

Heating circuit control unit for wall mounting

Vitotronic 200-H

Vitotronic 200-H (type HK1B)

Weather-compensated heating circuit control unit for wall mounting.

- For **one** heating circuit with mixer and cylinder temperature control
- Alternative to controlling a cylinder loading system with mixer assembly
- With integral diagnostic system
- Capable of communicating via LON in conjunction with the LON communication module (accessories) with:
 - Vitotronic 100 (types GC1, GC1B, GC4B, GC7B, CC1I, CC1E)
 - Vitotronic 200 (types GW1B, GW7B, CO1I, CO1E, KW6B, HO1B, HO1E, HO2B, HO2C, KO1B, KO2B, WO1B, WO1C)
 - Vitotronic 300 (types GW2B, GW4B, CM1I, CM1E)
 - Vitotronic 300-K (types MW1B, MW2B)
 - Vitotronic 200-H

An extension (accessories) is required for **each heating circuit with mixer**. The LON to the Vitotronic boiler control unit enables up to 32 Vitotronic 200-H heating circuit control units to be hooked up.

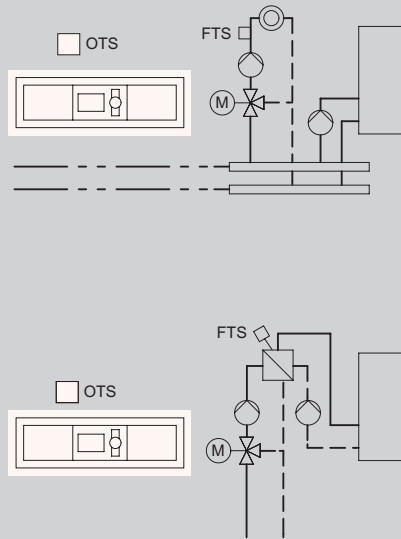
Notes:

The outside temperature sensor of the higher ranking control unit can be utilised via the LON. In that case, the supplied outside temperature sensor will not need to be connected.

An additional cylinder temperature sensor (accessories) is required to control the Vitotrans 222 with mixer assembly.

The cylinder temperature controller does not function in conjunction with the Vitotronic 200 heat pump control unit, type WO1B, WO1C.

The "Mounting kit for installation in control panel" is required for control panel installation; see "Accessories".



Z009462
1.145,-

MG W

Part no.
Euro

Standard delivery:

Vitotronic 200-H (type HK1B) with

- 1 outside temperature sensor
- Bracket for wall mounting

► For heating mixers see Register 11.7.

► For remote monitoring see Register 11.2.

11.6

Heating circuit control unit for wall mounting

Vitotronic 200-H

Vitotronic 200-H (type HK3B)

Weather-compensated heating circuit control unit for wall mounting.

- For up to **three** heating circuits with mixer and cylinder temperature control
- Alternatively for up to two heating circuits with mixer and control of a cylinder loading system with mixer assembly
- With integral diagnostic system
- Capable of communicating via LON in conjunction with the LON communication module (accessories) with:
 - Vitotronic 100 (types GC1, GC1B, GC4B, GC7B, CC11, CC1E)
 - Vitotronic 200 (types GW1B, GW7B, CO11, CO1E, KW6B, HO1B, HO1E, HO2B, HO2C, KO1B, KO2B, WO1B, WO1C)
 - Vitotronic 300 (types GW2B, GW4B, CM11, CM1E)
 - Vitotronic 300-K (types MW1B, MW2B)
 - Vitotronic 200-H

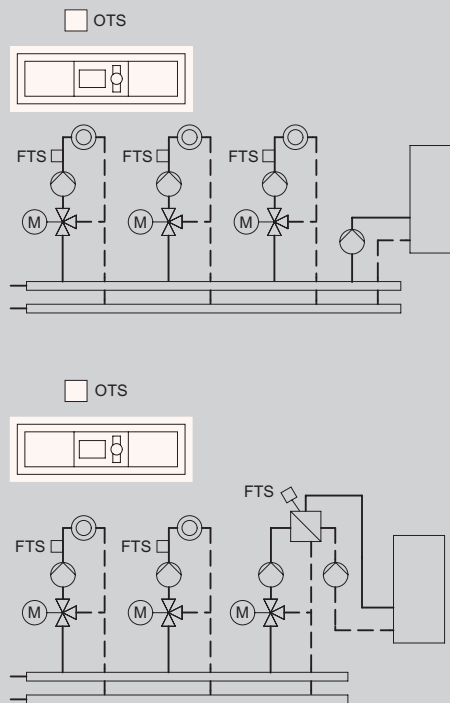
An extension (accessories) is required for **each heating circuit with mixer**. The LON to the Vitotronic boiler control unit enables up to 32 Vitotronic 200-H heating circuit control units to be hooked up.

Note:

The outside temperature sensor of the higher ranking control unit can be utilised via the LON. In that case, the supplied outside temperature sensor will not need to be connected. An additional cylinder temperature sensor (accessories) is required to control the Vitotrans 222 with mixer assembly.

The cylinder temperature controller does not work in conjunction with the Vitotronic 200 heat pump control unit, type WO1B, WO1C.

The "Mounting kit for installation in control panel" is required for control panel installation; see "Accessories".



Z009463
1.836,-

MG W

Part no.
Euro

Standard delivery:

- Vitotronic 200-H (type HK3B) with
- 1 outside temperature sensor
- Bracket for wall mounting

► For heating mixers see Register 11.2.

VITOTRONIC 200-H





Accessories

Accessories			
Heating circuit control unit extension			MG W
Mixer extension kit For one heating circuit with mixer, fully wired <ul style="list-style-type: none"> ■ Mixer motor with connecting cable (4.0 m long) for Viessmann mixers DN 20 to 50, R ½ to 1¼ (not for flanged mixers) and plug ■ Flow temperature sensor as contact temperature sensor (NTC 10 kOhm), with connecting lead (5.8 m long) and plug ■ Plug for heating circuit pump 		7441998 460,-	Part no. Euro
Mixer motor <ul style="list-style-type: none"> ■ For Viessmann heating mixers DN 20 to 50 (welding fitting) and R ½ to R 1¼ (not for flanged mixers) ■ For wiring on site 		7450657 297,-	Part no. Euro
Mixer motor (for flanged mixers) For Viessmann mixers DN 40 and 50. For wiring on site.		ZK05435 832,-	Part no. Euro
Mixer motor (for flanged mixers) For Viessmann mixers DN 65 to 100. For wiring on site.		Z004344 931,-	Part no. Euro
Plug-in connector  (3 pce) <ul style="list-style-type: none"> ■ For mixer motors ■ Required for mixer motors without cable 		7415057 20,-	Part no. Euro
Plug-in connector  (3 pce) <ul style="list-style-type: none"> ■ For heating circuit pump ■ Required for heating circuit pumps without cable 		7415056 17,60	Part no. Euro
Immersion thermostat Temperature limiter to restrict the maximum temperature of underfloor heating systems <ul style="list-style-type: none"> ■ With connecting lead (4.2 m long) and plug ■ With stainless steel sensor well R ½ x 200 mm 		7151728 214,-	Part no. Euro
Contact thermostat Temperature limiter to restrict the maximum temperature of underfloor heating systems <ul style="list-style-type: none"> ■ With connecting lead (4.2 m long) and plug ■ Temperature limit adjustable from 30 to 80 °C 		7151729 164,-	Part no. Euro
Sensors			MG W
Contact temperature sensor (NTC 10 kOhm) <ul style="list-style-type: none"> ■ To capture a temperature on a pipe ■ For wiring on site 		7452538 110,-	Part no. Euro
Plug-in connector (3 pce) For sensors (2-pole)		7268274 13,90	Part no. Euro

11.6

VITOTRONIC 200-H

Accessories

Accessories			
Sensors			MG W
Contact temperature sensor (NTC 10 kOhm) <ul style="list-style-type: none"> ■ To capture a temperature on a pipe ■ With connecting lead (5.8 m long) and plug 		7426463 110,-	Part no. Euro
Immersion temperature sensor (NTC 10 kOhm) <ul style="list-style-type: none"> ■ To capture the temperature in a sensor well ■ With connecting lead (5.8 m long) and plug 		7438702 110,-	Part no. Euro
Sensor well G ½ x 100 mm long, with retaining clip		7816035 35,-	Part no. Euro
Sensor well G ½ x 150 mm long, with retaining clip		7817326 35,-	Part no. Euro
Required accessories for data exchange with LON			
Data exchange of Vitotronic 200-H with ...	Required accessories in the higher ranking control unit	Required accessories in the Vitotronic 200-H	MG W
Higher ranking Vitotronic 200 (type GW1B, CO1I, CO1E, KO1B, KO2B), Vitotronic 200 (type WO1B, WO1C) in heat pumps, Vitotronic 300 (type GW2B, GW4B), Vitotronic 200-H <ul style="list-style-type: none"> ■ LON communication module 	7172173 250,-	7172173 250,-	Part no. Euro
Higher ranking Vitotronic 300-K (type MW1B) Vitotronic 300 (type CM1I, CM1E), <ul style="list-style-type: none"> ■ LON communication module (for orders from the 1st boiler in a multi boiler system, this is part of the standard delivery) 	–	7172173 250,-	Part no. Euro
Higher ranking Vitotronic 200 (types HO1B, HO2B) in wall mounted boilers Vitotronic 200 (type HO1E) in Vitovalor 300-P Vitotronic 200 (type KW6B) in Vitoladens 300-C Vitotronic 100 (type GC4B) in medium sized boilers Vitotronic 100 (type GC7B) in Vitocrossal CIB Vitotronic 200 (type GW7B) in Vitocrossal CIB Vitocrossal 300 (type CU3A) <ul style="list-style-type: none"> ■ LON communication module 	7179113 229,-	7172173 250,-	Part no. Euro
Higher ranking Vitotronic 300-K (type MW2B) <ul style="list-style-type: none"> ■ LON communication module 	7172174 282,-	7172173 250,-	Part no. Euro





11.6

Notes:



The Vitotronic 200, type HO1D and HO1E is delivered with an integral LON communication module.

VITOTRONIC 200-H







Accessories

Accessories			
Communication technology			MG W
Connection for data exchange between control units Connect the 1st Vitotronic 200-H with the Vitotronic of the boiler. Connect any further Vitotronic 200-H with the previous Vitotronic 200-H.			
LON cable for control unit data exchange ■ 7.0 m long (can be extended once) ■ with RJ45 plugs		7143495 40,-	Part no. Euro
LON coupling, RJ45 To extend the LON cable		7143496 25,-	Part no. Euro
LON plug-in connector, RJ45 (2 pce) To create a connecting cable using an on-site cable for installation spacing in excess of 14 m		7199251 73,-	Part no. Euro
LON socket, RJ45 (2 pce) To create an on-site cable (CAT 6), concealed or run in cable trunking, for installation spacing in excess of 14 m (connection from the LON socket to the control unit using the LON cable)		7171784 67,-	Part no. Euro
Terminator (2 pce) To terminate the system bus, use a terminator on each unconnected end.		7143497 10,50	Part no. Euro

► For further information regarding data exchange with building management systems via LON BUS, see www.viessmann.de/lon.



Remote control units			MG W
Hardwired remote control units cannot be combined with the wireless base station.			
Vitotrol 200-A (KM-BUS subscriber) For setting one heating circuit: ■ Set room temperature and operating program ■ Party and economy functions ■ Display to show outside temperature, room temperature and operating statuses ■ Room temperature sensor for room temperature hook-up (only for one heating circuit with mixer)		Z008341 171,-	Part no. Euro
If the Vitotrol 200-A is to be used for room temperature hook-up, site the device in a main living room (lead room). <i>Max. 3 Vitotrol per Vitotronic.</i>			
Vitotrol 300-A (KM-BUS subscriber) For setting one, two or up to three heating circuits: ■ Set room temperature and reduced set room temperature, DHW temperature, operating and holiday programs and party and economy functions ■ Time program for the heating circuits, DHW cylinders and DHW circulation pump ■ Backlit graphic display for showing the outside temperature, room temperature, operating statuses and plain text messages ■ Room temperature sensor for room temperature hook-up (only for one heating circuit with mixer) ■ Display of heating water buffer cylinder heat-up condition		Z008342 319,-	Part no. Euro
If the Vitotrol 300-A is to be used for room temperature hook-up, site the device in a main living room (lead room). If the Vitotrol 300-A cannot be sited in a suitable location to capture the room temperature, then room temperature sensor, part no. 7438537 must also be ordered. <i>Max. 3 Vitotrol per Vitotronic.</i>			




11.6

Accessories			
Wireless remote control units			MG W
The wireless components cannot be combined with hardwired remote control units.			
<p>Vitotrol 200-RF (wireless subscriber) Remote control unit with integral wireless transmitter for operation with the wireless base station (accessories). For setting one heating circuit:</p> <ul style="list-style-type: none"> ■ Set room temperature and operating program ■ Party and economy functions ■ Display to show outside temperature, room temperature and operating statuses ■ Room temperature sensor for room temperature hook-up (only for one heating circuit with mixer) <p><i>Max. 3 wireless remote control units per Vitotronic.</i></p>	 <p>Z011219 187,-</p>	<p>Part no. Euro</p>	
Wireless accessories			MG W
<p>Wireless base station (KM-BUS subscriber) For communication between the Vitotronic control unit and the following components:</p> <ul style="list-style-type: none"> ■ Vitotrol 200-RF wireless remote control unit <p><i>For up to 3 wireless remote control units. Not in conjunction with a hardwired remote control unit.</i></p>	 <p>Z011413 169,-</p>	<p>Part no. Euro</p>	
<p>EnOcean wireless repeater Mains operated wireless repeater to increase the wireless range of ENOcean wireless signals and for use in areas where wireless communication is difficult.</p> <ul style="list-style-type: none"> ■ Redirection of wireless signals if disrupted by steel reinforced ceilings and/or multiple walls ■ For circumventing larger metallic objects situated between the wireless components. <p><i>Max. 1 wireless repeater per Vitotronic.</i></p>	 <p>7456538 352,-</p>	<p>Part no. Euro</p>	
Sensors			MG W
<p>Room temperature sensor (NTC 10 kOhm) In an enclosure for wall mounting <i>To supplement the Vitotrol 300-A</i> <i>If the Vitotrol 300-A cannot be sited in a suitable location to capture the room temperature.</i></p>	 <p>7438537 87,-</p>	<p>Part no. Euro</p>	
<p>Immersion temperature sensor (NTC 10 kOhm)</p> <ul style="list-style-type: none"> ■ To capture the temperature in a sensor well ■ With connecting lead (5.8 m long) and plug 	 <p>7438702 110,-</p>	<p>Part no. Euro</p>	
<p>Stainless steel sensor well R 1/2, 200 mm long.</p>	 <p>7819693 67,-</p>	<p>Part no. Euro</p>	

VITOTRONIC 200-H

Accessories



Accessories			
Solar DHW heating and central heating backup			MG WO
<p>Solar control module, type SM1 Function extension inside enclosure for wall mounting. Electronic temperature differential control for dual mode DHW heating and central heating backup using solar collectors.</p> <ul style="list-style-type: none"> ■ With output statement and diagnostic system ■ Operation and display via the Vitotronic control unit ■ Heating of two consumers via a collector array ■ Second temperature differential control ■ Thermostat function for reheating or utilising excess heat ■ Speed control for solar circuit pump with PWM input (make: Grundfos and Wilo) ■ Suppression of DHW cylinder reheating by the heat generator, subject to solar yield ■ Suppression of reheating for heating by the heat generator with central heating backup ■ Heat-up of the solar preheating stage (for DHW cylinders from 400 litres capacity) <p>Order the immersion temperature sensor, part no. 7438702, if the following functions are required:</p> <ul style="list-style-type: none"> ■ For DHW circulation changeover in systems with 2 DHW cylinders ■ For return changeover between heat generator and heating water buffer cylinder ■ For heating additional consumers 	 <p>Z014470 622,-</p>	Part no. Euro	
Function extensions			MG W
<p>EA1 extension Function extension inside enclosure for wall mounting. Using the inputs and outputs allows up to 5 functions to be achieved: 3 digital inputs.</p> <ul style="list-style-type: none"> ■ External changeover of operating status for heating circuits 1 to 3. ■ Fault messages. ■ Brief operation of DHW circulation pump. 1 switching output (floating changeover contact). ■ Central fault message output. ■ Switching a feed pump to a substation. 	 <p>7452091 227,-</p>	Part no. Euro	
Miscellaneous			MG W
<p>Mounting kit for installation in control panel For installing the Vitotronic programming unit in a control panel door, if the Vitotronic is being fitted in a control panel.</p> <ul style="list-style-type: none"> ■ Mounting frame for installing the programming unit in the front door of the control panel ■ Dummy cover for installation in the control unit ■ Connecting cable (5 m long) ■ Elbow plug for connecting cable 	<p>7452236 145,-</p>	Part no. Euro	

Heating mixer welding fitting			MG W
Heating mixer-4 Welding fitting.			
Heating mixer-4 DN 20 Welding fitting		7237115 237,-	Part no. Euro
Heating mixer-4 DN 25 Welding fitting		7237142 279,-	Part no. Euro
Heating mixer-4 DN 32 Welding fitting		7237143 305,-	Part no. Euro
Heating mixer-4 DN 40 Welding fitting		7237144 336,-	Part no. Euro
Heating mixer-4 DN 50 Welding fitting		7237145 371,-	Part no. Euro
Heating mixer-3 Welding fitting.			
Heating mixer-3 DN 20 Welding fitting		7071977 237,-	Part no. Euro
Heating mixer-3 DN 25 Welding fitting		7002777 279,-	Part no. Euro
Heating mixer-3 DN 32 Welding fitting		7002778 305,-	Part no. Euro
Heating mixer-3 DN 40 Welding fitting		7002779 336,-	Part no. Euro
Heating mixer-3 DN 50 Welding fitting		7036424 371,-	Part no. Euro
Heating mixer (with flanges)			MG W
Heating mixer-3 With PN 6 flanges			
Heating mixer-3 DN 40 With PN 6 flanges With mixer lever		9522482 345,-	Part no. Euro
Heating mixer-3 DN 50 With PN 6 flanges With mixer lever		9522483 389,-	Part no. Euro
Heating mixer-3 DN 65 With PN 6 flanges		9522484 495,-	Part no. Euro
Heating mixer-3 DN 80 With PN 6 flanges		9522485 813,-	Part no. Euro


11.7

Control unit accessories

Mixers

Heating mixer (with flanges)			MG W
Heating mixer-3 DN 100 With PN 6 flanges		9522486 1.328,-	Part no. Euro
Heating mixer threaded fitting			MG W
Heating mixer-4 Threaded fitting.			
Heating mixer-4 R ¾ Threaded fitting		7239540 265,-	Part no. Euro
Heating mixer-4 R 1 Threaded fitting		7239541 305,-	Part no. Euro
Heating mixer-4 R 1¼ Threaded fitting		7239542 339,-	Part no. Euro
Special heating mixer			MG W
Special heating mixer-3 Also suitable for underfloor heating systems.			
Special heating mixer-3 R ½ Also suitable for underfloor heating systems. Inserts must also be ordered; solder fitting internal Ø 15 or 18 mm, or threaded fitting R ½.		7338213 232,-	Part no. Euro
Special heating mixer-3 R ¾ Also suitable for underfloor heating systems. Inserts must also be ordered; solder fitting internal Ø 22 mm, or threaded fitting R ¾.		7338214 276,-	Part no. Euro
Special heating mixer-3 R 1 Also suitable for underfloor heating systems. Inserts must also be ordered; solder fitting internal Ø 28 mm, or threaded fitting R 1.		7338215 312,-	Part no. Euro
Solder fitting inserts internal Ø 15 mm 1 set for special heating mixer-3.		7207284 12,60	Part no. Euro
Solder fitting inserts internal Ø 18 mm 1 set for special heating mixer-3.		7338211 20,-	Part no. Euro
Solder fitting inserts internal Ø 22 mm 1 set for special heating mixer-3.		7207285 20,-	Part no. Euro
Solder fitting inserts internal Ø 28 mm 1 set for special heating mixer-3.		7207286 35,-	Part no. Euro
Threaded fitting inserts R ½ 1 set for special heating mixer-3.		7338229 24,-	Part no. Euro
Threaded fitting inserts R ¾ 1 set for special heating mixer-3.		7338230 29,-	Part no. Euro
Threaded fitting inserts R 1 1 set for special heating mixer-3.		7338231 36,-	Part no. Euro











11.7

Special heating mixer		
Special heating mixer-4 Also suitable for underfloor heating systems.		MG W
Special heating mixer-4 R ½ Also suitable for underfloor heating systems. Inserts must also be ordered; solder fitting internal Ø 15 or 18 mm, or threaded fitting R ½.		7338216 250,- Part no. Euro
Special heating mixer-4 R ¾ Also suitable for underfloor heating systems. Inserts must also be ordered; solder fitting internal Ø 22 mm, or threaded fitting R ¾.		7338217 312,- Part no. Euro
Special heating mixer-4 R 1 Also suitable for underfloor heating systems. Inserts must also be ordered; solder fitting internal Ø 28 mm, or threaded fitting R 1.		7338218 345,- Part no. Euro
Solder fitting inserts internal Ø 15 mm 1 set for special heating mixer-4.		7303303 21,- Part no. Euro
Solder fitting inserts internal Ø 18 mm 1 set for special heating mixer-4.		7338212 29,- Part no. Euro
Solder fitting inserts internal Ø 22 mm 1 set for special heating mixer-4.		7303304 35,- Part no. Euro
Solder fitting inserts internal Ø 28 mm 1 set for special heating mixer-4.		7303305 42,- Part no. Euro
Threaded fitting inserts R ½ 1 set for special heating mixer-4.		7338208 35,- Part no. Euro
Threaded fitting inserts R ¾ 1 set for special heating mixer-4.		7338209 36,- Part no. Euro
Threaded fitting inserts R 1 1 set for special heating mixer-4.		7338210 45,- Part no. Euro

► For mixer motors, see following page.

Control unit accessories

Mixer motors and sensors

Mixer motors and sensors			
Heating circuit control unit extension			MG W
Mixer motor <ul style="list-style-type: none"> ■ For Viessmann heating mixers DN 20 to 50 (welding fitting) and R ½ to R 1¼ (not for flanged mixers) ■ For wiring on site 		7450657 297,-	Part no. Euro
Mixer motor (for flanged mixers) For Viessmann mixers DN 40 and 50. For wiring on site.		ZK05435 832,-	Part no. Euro
Mixer motor (for flanged mixers) For Viessmann mixers DN 65 to 100. For wiring on site.		Z004344 931,-	Part no. Euro
Plug-in connector  (3 pce) <ul style="list-style-type: none"> ■ For mixer motors ■ Required for mixer motors without cable 		7415057 20,-	Part no. Euro
Plug-in connector  (3 pce) <ul style="list-style-type: none"> ■ For heating circuit pump ■ Required for heating circuit pumps without cable 		7415056 17,60	Part no. Euro
Sensors			MG W
Contact temperature sensor (NTC 10 kOhm) <ul style="list-style-type: none"> ■ To capture a temperature on a pipe ■ For wiring on site 		7452538 110,-	Part no. Euro
Contact temperature sensor (NTC 10 kOhm) <ul style="list-style-type: none"> ■ To capture a temperature on a pipe ■ With connecting lead (5.8 m long) and plug 		7426463 110,-	Part no. Euro
Immersion temperature sensor (NTC 10 kOhm) <ul style="list-style-type: none"> ■ To capture the temperature in a sensor well ■ With connecting lead (5.8 m long) and plug 		7438702 110,-	Part no. Euro
Sensor well G ½ x 100 mm long, with retaining clip		7816035 35,-	Part no. Euro
Sensor well G ½ x 150 mm long, with retaining clip		7817326 35,-	Part no. Euro
Plug-in connector (3 pce) For sensors (2-pole)		7268274 13,90	Part no. Euro

11.7

Control unit accessories






Mixer motors and sensors

Mixer motors and sensors		
Miscellaneous		MG W
Plug-in connector 50 for Vitotronic control units (3 pce) For connecting the central fault message	7817232 17,60	Part no. Euro
Plug-in connector 156 (3 pce) For external accessories	7818057 17,60	Part no. Euro

11.7

Control unit accessories

Temperature controller

Temperature controller			
Control unit for room temperature-dependent mode			MG W
Vitotrol 100 (type UTDB) <ul style="list-style-type: none"> Room temperature controller With switching output (2-point output) With menu-guided operation With digital time switch With individual day and seven-day program With 3 preset time programs, individually adjustable Independent of mains power supply (3 V battery operation) 		Z007691 162,-	Part no. Euro
Vitotrol 100 (type UTDB-RF) <ul style="list-style-type: none"> Room temperature controller with integral wireless transmitter and separate receiver with switching output (2-point output) With menu-guided operation With digital time switch With individual day and seven-day program With 3 preset time programs, individually adjustable Room temperature controller with 3 V battery operation, receiver with 230 V mains voltage 		Z007692 299,-	Part no. Euro
Temperature controller/limiter			MG W
Temperature controller <ul style="list-style-type: none"> With stainless steel sensor well G ½, 100 mm long Setting range: 30 to 80 °C 		Z001886 158,-	Part no. Euro
Temperature controller <ul style="list-style-type: none"> With stainless steel sensor well G ½, 150 mm long Setting range: 30 to 80 °C 		Z001888 162,-	Part no. Euro
Temperature controller <ul style="list-style-type: none"> With stainless steel sensor well G ½, 200 mm long Setting range: 30 to 80 °C 		Z001887 158,-	Part no. Euro
Temperature limiter/high limit temperature cut-out device <ul style="list-style-type: none"> For installation in the DHW cylinder. With two thermostatic systems. <ul style="list-style-type: none"> Temperature limiter (setting range: 30 to 110 °C) High limit temperature cut-out device (switching point 120 (110, 100, 95 °C)) With stainless steel sensor well R ½, 200 mm long 		7151990 293,-	Part no. Euro
High limit temperature cut-out device			MG W
High limit temperature cut-out device <ul style="list-style-type: none"> For installation in the DHW cylinder. With a thermostatically controlled system. <ul style="list-style-type: none"> Required if a cylinder volume of less than 40 litres is available per m² absorber area. This safely prevents temperatures above 95 °C in the DHW cylinder. With stainless steel sensor well G ½, 200 mm long 		Z001889 166,-	Part no. Euro
High limit temperature cut-out device <ul style="list-style-type: none"> Switching point 120 °C, adjustable to 110/100/95 °C With stainless steel sensor well G ½ × 150 mm long 		Z001890 170,-	Part no. Euro
Temperature controller for regulating swimming pool temperature			MG W
Temperature controller <ul style="list-style-type: none"> For swimming pool temperature control With stainless steel sensor well, 200 mm long Setting range: 0 to 35 °C 		7009432 388,-	Part no. Euro

11.7

Low loss headers and distributors

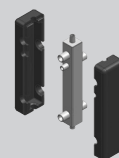
Separate low loss headers

Accessories

Low loss header

Low loss header, type Q70

- Heating water flow rate of up to 3 m³/h
- R 1 female connector
- Rp ½ sleeves for air vent valve, drain and sensor well for temperature sensor
- With air vent valve and sensor well
- With EPP insulation to EnEV




ZK03679
207,-

MG W
Part no.
Euro

Wall mounting bracket for low loss header, type Q70

With fixing materials

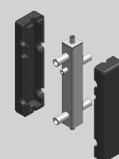


ZK03682
54,-

Part no.
Euro

Low loss header, type Q80

- Heating water flow rate of up to 4.5 m³/h
- R 1 ¼ male connector
- Rp ½ sleeves for air vent valve, drain and sensor well for temperature sensor
- With air vent valve and sensor well
- With EPP insulation to EnEV




ZK03680
264,-

Part no.
Euro

Wall mounting bracket for low loss header, type Q80

- 2 pce
- With fixing materials




ZK03683
61,-

Part no.
Euro

Low loss header, type Q100

- Heating water flow rate of up to 8 m³/h
- R 2 male connector
- Rp ½ sleeves for air vent valve, drain and sensor well for temperature sensor
- With air vent valve and sensor well
- With EPP insulation to EnEV




ZK03681
330,-

Part no.
Euro

Wall mounting bracket for low loss header, type Q100

- 2 pce
- With fixing materials



ZK03684
64,-

Part no.
Euro

Sensors

Immersion temperature sensor (for low loss header)

To capture the low loss header temperature
Additional sensor for dual sensor well
In conjunction with KM-BUS extension kit



7179488
110,-

MG W
Part no.
Euro

Immersion temperature sensor (for low loss header)







To capture the low loss header temperature
■ With connecting lead and plug
Additional sensor for dual sensor well
In conjunction with PlusBus extension kit

ZK04032
106,-

Part no.
Euro


Low loss headers and distributors

For Divicon heating circuit distributor

Accessories					
Divicon accessories					
Connection to heating circuit (nominal diameter)		DN 20 - 3/4"	DN 25 - 1"	DN 32 - 1 1/4"	MG W
Low loss header for Divicon Flow rate up to 4.5 m³/h. Connection to the manifold ■ With thermal insulation (black) ■ With integral sensor well		7460649 343,-	-	-	Part no. Euro
Low loss header for Divicon Flow rate up to 7.5 m³/h. Connection to the manifold ■ With thermal insulation (black) ■ With integral sensor well		-	7460648 428,-	-	Part no. Euro
Manifold for 2 Divicons ■ Incl. thermal insulation ■ Wall mounted (with wall mounting bracket to be ordered separately)		7460638 337,-	7466337 382,-	-	Part no. Euro
Manifold for 3 Divicons ■ Incl. thermal insulation ■ Wall mounted (with wall mounting bracket to be ordered separately)		7460643 464,-	7466340 529,-	-	Part no. Euro
Wall mounting bracket for manifold (connection between heat generator and manifold on site)		7465439 60,-	-	-	Part no. Euro
Sensors					
Connection to heating circuit (nominal diameter)		DN 20 - 3/4"	DN 25 - 1"	DN 32 - 1 1/4"	MG W
Immersion temperature sensor (for low loss header) To capture the low loss header temperature		-	7179488 110,-	-	Part no. Euro

Softening system

For producing soft drinking water



Softening system

For producing soft drinking water

Single-column system using the cation exchange process




Min. operating pressure: 1.4 bar
Operating pressure: 8.5 bar
Operating temperature 4 to 49 °C
Flow rates: 15 to 28 l/min

- Efficient protection against limescale in drinking water lines, water heaters and plumbing fittings
- Effective reduction of limescale deposits in domestic appliances such as washing machines, kettles, coffee makers, dishwashers
- Reduction in quantities of detergents, shower and skincare products needed
- Extended service life of domestic appliances
- Gleaming bathroom fittings due to significantly reduced limescale deposits on taps and sanitary surfaces
- Low salt and regeneration water consumption due to intelligent control and innovative individual components
- Straightforward operation via control unit with LED display and touch buttons
- Web-enabled through integral WiFi interface for operation and service via Viessmann apps
- Local access for service and commissioning via Viessmann apps (without active internet connection)


11.9

Softening system

For producing soft drinking water

Drinking water softening system	 		Model name Vitoset Aqua				
						MG W	
		34S	74S	87S	124S	87SH	
Vitoset Aqua drinking water softening system  <ul style="list-style-type: none"> For producing soft drinking water according to the cation exchange process. Volume and time-controlled system with proportional salination for efficient and economical operation. Can be used in family houses and apartment buildings with up to 3 residential units taking into account existing raw water hardness, number of occupants and water consumption. <p>Standard delivery:</p> <ul style="list-style-type: none"> Drinking water softener Blending valve Armoured hoses Siphon connection set DN 40 to DIN EN 1717 Hardness test equipment 		Z024765 1.824,-	Z024766 1.961,-	Z024767 2.207,-	Z024768 2.384,-	Z024769 2.465,-	Part no. Euro



Specification						
Resin volume	9.3	15.9	19.8	26.0	17.5	l
Exchange capacity	2.4 to 4.0	4.2 to 9.8	6.9 to 15.1	6.3 to 18.4	5.8 to 11.7	mol
Salt quantity	0.4 to 1.1	0.7 to 3.2	1.0 to 5.1	0.9 to 5.7	0.8 to 4.5	kg
Flow rate	15	24	28	27	23	l/min
Pressure drop at flow rate	0.2	0.8	0.8	1.0	0.6	bar
Flow rate at 1 bar pressure drop	30	27	31	26	28	l/min
Operating temperature	4 to 49	4 to 49	4 to 49	4 to 49	4 to 49	°C
Operating pressure	1.4 to 8.5	1.4 to 8.5	1.4 to 8.5	1.4 to 8.5	1.4 to 8.5	bar
Salt tank capacity	22	44	68	62	62	kg
Energy consumption	10	10	10	10	10	W
Height	610	895	1140	1140	1140	mm
Width	320	320	320	320	320	mm
Depth	455	455	455	455	455	mm
Weight	21	30	35	41	37	kg

Accessories for drinking water softening system			MG V
Vitoset Aqua Safety Pack S For shutting off the main water supply in case an internal/external leak is detected. Comprising: <ul style="list-style-type: none"> 1 Aqua shut-off valve DN 25 female 3 Aqua leak sensors (Bluetooth) 		7419559 392,-	Part no. Euro

11.9

Softening system

For producing soft drinking water

Accessories for drinking water softening system		MG V
<p>Vitaset Aqua leak sensor Optional accessory: in combination with the Vitaset shut-off valve and Vitaset Aqua drinking water softening system to provide leak protection for the drinking water system.</p> <ul style="list-style-type: none">■ Integral humidity sensor■ Data transfer via Bluetooth (class 2)■ Battery operation (button cell CR2450 included in standard delivery) <p>Please note: Up to 5 leak sensors can be connected to the Vitaset Aqua drinking water softening system.</p>		7938832 63,- Part no. Euro
<p>Vitaset Aqua Safety Valve S In combination with the Vitaset Aqua drinking water softening system to provide leak protection for the drinking water system.</p> <ul style="list-style-type: none">■ Connection Rp 1 inch■ Includes connecting lead to the Vitaset Aqua drinking water softening system		7419237 250,- Part no. Euro

11.9

11.9